



Digitability™
Be Work Ready!

Digitability is the only scalable, STEM-focused model that continues to be recognized as an innovative solution to the unemployment crisis facing a large – and growing – population of those with disabilities. **Whereas less than 30% of people with disabilities are employed, 70% of Digitability graduates obtain full-time employment.**



Something for EVERY Student: The needs of individuals who participate in Digitability run the gamut. All of your resources are extensively differentiated to support a wide range of cognitive, communication and behavioral needs.



Reduce Time Planning & Progress Monitoring: Digitability manages your existing special education priorities into a streamlined process. We have all the tools to enhance existing programming or serve as a foundation for innovative programming at any school or in any classroom.

Program Resources Include:

- ✓ 700+ Digital Literacy Lesson Plans
- ✓ 200+ Social, Communication & Behavior Resources
- ✓ 600+ Workplace Readiness Activities
- ✓ 100+ Functional Academic Resources
- ✓ 900+ Interactive Online Activities
- ✓ IEP Goal Bank and Progress Reports
- ✓ Data Dashboard to Track IEP Transition Data
- ✓ Year-long, teacher coaching on Evidence-based Practices

Earn Amazon Gift Cards! Our teacher coaching and professional development services reward each teacher with Amazon Gift cards throughout their process of achieving mastery of evidence-based practices and improving transition outcomes for students.



JOBS

Students Obtain Full-Time Employment: Each student graduates with a work-ready, skills-based portfolio and the social/emotional ability to persevere, self-regulate and self-advocate in learning environments that simulate “real-world” workplace settings. Digitability’s program for today’s modern workplaces has been featured on **MSNBC, CNET, NPR, TechCrunch, Ted Talks**, and showcased at **Silicon Valley’s Social Innovation Summit**.

For more information visit digitability.com or contact: info@digitability.com



TechCrunch



Digitability™ Award-Winning Curriculum

Curriculum Categories

Digital Literacy

- ▶ Sharing & Connecting Online
- ▶ Using Online Accounts
- ▶ Workplace Technology

Social Skills

- ▶ Flexible Thinking/Problem Solving
- ▶ Active Listening
- ▶ Interpreting Directions

Language

- ▶ Expressive/Receptive Language
- ▶ Workplace Communication
- ▶ Giving, Receiving & Interpreting Feedback

Behavior

- ▶ Self-regulation
- ▶ Self-advocacy
- ▶ Time-on-Task Attendance

Financial Literacy

- ▶ Reading
- ▶ Writing
- ▶ Financial Literacy (earning, spending and saving)

Transition

- ▶ Interviewing
- ▶ Applying for Jobs
- ▶ Digital Projects

Employment Experience

Identify Interest

Getting Hired to Work

Performance Reviews

Portfolio + Interview

Work-Ready!



Start Here

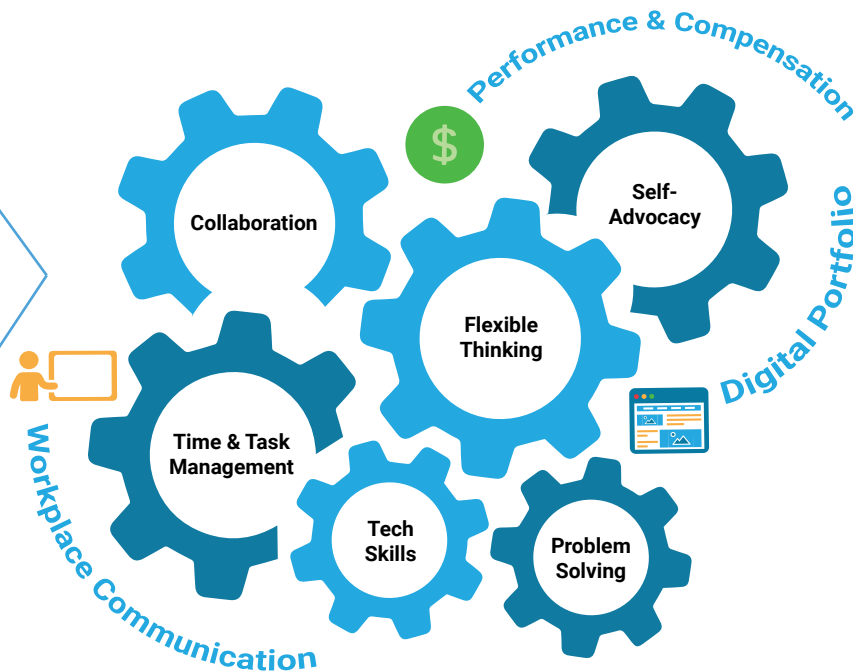
Students begin by choosing an employment project in Digitability's Work Simulation Library and apply for the job they are interested in.



Apply for a Job

Project Samples

- Coffee Shop
- YouTube Marketing
- A1 3 2BC Data Entry
- Website Creation
- Choose Your Own



- ✔ Resume via Digitability Workplace Partner Projects
- ✔ Digital Project to Showcase to Employers
- ✔ Interview Talking Points from Digitability Work Experience
- ✔ Self-Advocacy Plan



Product Features

Lesson Plan Resources

- Video Lesson Library
- Lesson Plans
- Differentiated Assessments and Activities
- Google Drive Templates (Docs, Sheets, Slides and more!)

IEP Process, Data, and Reporting

- Student Progress Monitoring
- IEP Goal Bank
- Weekly Emailed Student Updates
- Data Dashboard

Teacher Support

- 1:1 Year-Long Coaching
- Evidence-Based Practices Training
- Rewards Program



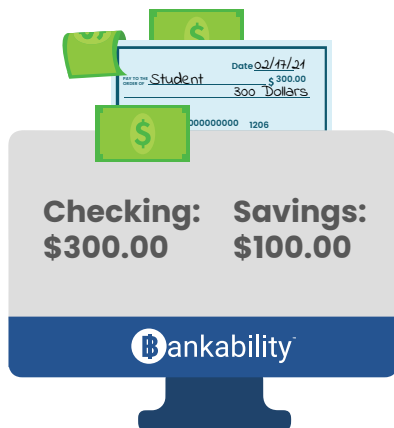
The First Virtual Banking System for Special Education Students

Powered By
Digitability

Bankability allows students to experience a modern banking app while learning financial literacy and workplace behavior.

Online Banking is Here!

Bankability works with The Digitability Social Economy, where students earn (and later spend) virtual money for practicing workplace behavior. With Bankability, students now receive direct deposits on payday, review pay stubs and personal bank statements.



Pay Bills and Purchase Rewards

Using Bankability, students manage their checking and savings accounts, pay bills, shop, and review their finances all from their online bank account. Teachers can customize classroom bills and rewards, run payroll, and approve purchase requests all from their Bankability dashboard.

Data & IEP Progress Reports

Bankability also allows teachers to track workplace readiness progress using Digitability's Individual Education Program (IEP) Transition Goal Bank. Assigning each dollar to a behavior will allow teachers to track that behavior overtime. Reports can be generated at the click of a button and shared with their Special Education Team.





Dr. David Mandell, Sc.D.

Director, Center for Mental Health Policy and Services, University of Pennsylvania | Pennsylvania

“Digitability gives schools an opportunity to provide support to high school students with autism in a way they wouldn’t be able to otherwise.”



Dana Steinwart

Lead Transition Teacher, Blue Valley School District | Kansas

“What I enjoy most about Digitability is the class participation I get due to the classroom economy system. Earning dollars is highly motivating, and I have 100% class participation. Every student is engaged in the lesson. I have also seen quick behavior changes when students pay dollars for behaviors. I love teaching Digitability.”



Dawn Nuoffer

Executive Director, Down Syndrome Association of Wisconsin | Wisconsin

“We have seen great success with Digitability. In the short time we have been offering this course, we have opened multiple class locations and will continue to replicate it across Wisconsin. Digitability is changing lives and helping our friends to secure meaningful jobs!”



Tracey Sterling

Supervisor of Special Education, Perkiomen Valley School District | Pennsylvania

“We brought Digitability to Perkiomen Valley School District because of the scope and relevance of its unique digital content. The training was differentiated and tailored to each of our students’ needs through evidence-based practices.”




Digitability™
Be Work Ready!



The Reason Teachers Love the Digitability Program

- ✓ **1:1 Personal Implementation Coach** for EVERY teacher.
- ✓ **Evidence-based Practice Coaching** by Experts
- ✓ **IEP Goal Bank and Progress Monitoring** (at the click of a button!)
- ✓ **Rewards Program for Teacher Progress**
- ✓ **Easy to Use, Pre-Written & Differentiated Lesson Plans**
- ✓ **Differentiated, Print-Ready Social and Language Activities**
- ✓ **Google Classroom Compatible with Free Google Doc Templates**

Digitability gives teachers a ready-to-implement system that has already packaged effective methods for developing social, emotional and communication abilities as well as preparing students for their transition to independence.



Reduced Teacher Planning Time.

All lesson plans are already pre-written, scripted, differentiated, and include a three tiered system of modified resources. Your Implementation Coach will help you navigate all resources so you feel comfortable and confident implementing lessons.



Year-Long Personalized Teacher Support & Coaching

Every teacher works with a personal coach to support classroom facilitation, reduce teacher stress and help customize projects. Teachers can schedule a call with their Coach anytime and brainstorm solutions to barriers, new projects or review curriculum resources.



Start a New Program with Ease.

We believe that the best way to learn a curriculum is by implementing it. Our model is designed to make sure that teachers are not overwhelmed with a lot of information and feel comfortable starting Digitability asap.



Data & Report Tools Included!

Monitoring progress of a wide range of individual student goals can be challenging and time consuming. That's why Digitability designed a system that makes the IEP process easier!



Teacher Rewards Program

Digitability understands the day-to-day demands of teachers. Digitability's Professional Development Reward System incentivizes teachers as they achieve mastery of new evidence-based practices for increasing transition outcomes for students.



Google Classroom Compatible

In addition to being compatible with Google Classroom, Digitability trains students to use Google Applications to learn word processing, data entry, organization and workplace communication. Digitability also provides teachers with custom Google Doc Templates for creating resumes, presentation personal budgets and more.



Digitability™
Be Work Ready!



Visit the Digitability Website to Learn more about:



Free [IEP Goal Bank](#)



Easy to Use [Data and Reporting](#)



New [Virtual, Online Banking](#)



On-Demand [Teacher Support](#)



Lesson 13: What is Training?

WS 1A: Introduction to the Workplace



TechCrunch



WORKPLACE CONNECTION ws1.13.7

STAND UP MEETING

1. What tasks did I work on or complete yesterday?
2. What tasks will I work on or complete today?
3. What obstacles are there to completing my tasks?

Training WCA

Compensation

\$10

Students will receive training in their specific job roles.

Students will use their organizers from Lesson 12 to determine a timeline for their tasks. .

Allow students to meet with team to organize their tasks. Students will determine deadlines for their tasks and schedule group/team meetings. .

T1 - Record details for their team.

T2 - Students will use IEC's to answer questions and help organize their details.

T3 - Students will answer yes/no questions to help organize their details.

DEADLINE: _____ **Estimate the amount of time that your students could complete this task.**

DAILY WORK ORDER REFLECTION

Students will learn how to complete a Work Order Reflection in Lesson 14 . This routine will be implemented at the end of each Workplace Connection Activity in the Work Simulation.

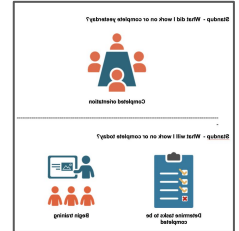
WRAP UP MEETING

1. What tasks did I work on or complete today?
2. What obstacles are there to completing my tasks?
3. What tasks will I work on or complete tomorrow?


Ways to Differentiate

T1 Use [5 Types of Prompting](#) for verbal responses.

T2 Use [Image Exchange Cards](#) for prompting.



T3 Modify questioning to a [Yes/No](#) Format.




Ways to Differentiate

T1 Use [5 Types of Prompting](#) for verbal responses.

T2 Use [Image Exchange Cards](#) for prompting.



T3 Modify questioning to a [Yes/No](#) Format.



Work Simulation 1 Lesson 13

IMAGE EXCHANGE CARD

WS1.13.12.2

Standup - What did I work on or complete yesterday?



Completed orientation

Standup - What will I work on or complete today?



Set deadlines




Begin training

Work Simulation 1 Lesson 13


IMAGE EXCHANGE CARD

WS1.13.12.2

Standup - What barriers are there to completing my tasks?



Unsure of what our project is



Confused about job tasks



Work Simulation 1 Lesson 13

IMAGE EXCHANGE CARD

WS1.13.13.2

Wrap Up - What did I work on or complete today?



Set deadlines



Received training to complete tasks

Wrap Up - What will I work on or complete tomorrow?



Practice Working Independently



Completing task

Work Simulation 1 Lesson 13


IMAGE EXCHANGE CARD

WS1.13.13.2

Wrap Up - What barriers did you face when working on my tasks?



Confused about responsibilities



Unsure what I'll be doing



IMAGE EXCHANGE CARDS

Writing



Research Images



Write Checks



Collect Payment





IMAGE EXCHANGE CARDS


Monitor team



Approve Forms



Respond to Feedback



Ask Questions






IMAGE EXCHANGE CARDS

Research Videos



Print Images



Cut Out Images



Organize







IMAGE EXCHANGE CARDS

Create Graphics



Draw



Create Layouts



Collaborate



Directions: Work with your team to create deadlines for your project.

Group Meetings

Meeting #1

Date: _____

Who will be invited:

- Project Manager
- Multimedia Managers & Assistants
- Copy Writers & Assistants
- Web UI Designers & Assistants

Meeting #2

Date: _____

Who will be invited:

- Project Manager
- Multimedia Managers & Assistants
- Copy Writers & Assistants
- Web UI Designers & Assistants

Meeting #3

Date: _____

Who will be invited:

- Project Manager
- Multimedia Managers & Assistants
- Copy Writers & Assistants
- Web UI Designers & Assistants






Directions: Work with your team to create deadlines for your project.

Job Role: _____

Company Deadlines

Project Due: _____

Team Deadlines

Task(s)	Due Date
<input type="checkbox"/> Help find photos 	
<input type="checkbox"/> Help write content 	
<input type="checkbox"/> Help organize layout 	

Directions: Work with your team to create deadlines for your project.

Group Meetings

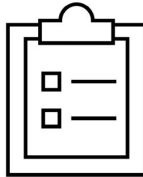
Meeting #1 Date: _____

Who will be invited:

Project Manager



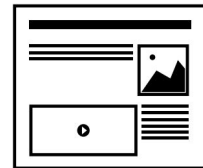
Multimedia Manager team



Copy Write team



Web UI Design team



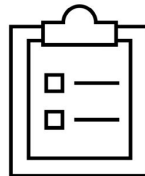
Meeting #2 Date: _____

Who will be invited:

Project Manager



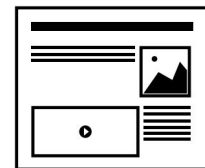
Multimedia Manager team



Copy Write team



Web UI Design team



Meeting #3 Date: _____

Who will be invited:

Project Manager



Multimedia Manager team



Copy Write team



Web UI Design team

