



Digitability™
Be Work Ready!

Digitability is the only scalable, STEM-focused model that continues to be recognized as an innovative solution to the unemployment crisis facing a large – and growing – population of those with disabilities. **Whereas less than 30% of people with disabilities are employed, 70% of Digitability graduates obtain full-time employment.**



Something for EVERY Student: The needs of individuals who participate in Digitability run the gamut. All of your resources are extensively differentiated to support a wide range of cognitive, communication and behavioral needs.



Reduce Time Planning & Progress Monitoring: Digitability manages your existing special education priorities into a streamlined process. We have all the tools to enhance existing programming or serve as a foundation for innovative programming at any school or in any classroom.

Program Resources Include:

- ✓ 700+ Digital Literacy Lesson Plans
- ✓ 200+ Social, Communication & Behavior Resources
- ✓ 600+ Workplace Readiness Activities
- ✓ 100+ Functional Academic Resources
- ✓ 900+ Interactive Online Activities
- ✓ IEP Goal Bank and Progress Reports
- ✓ Data Dashboard to Track IEP Transition Data
- ✓ Year-long, teacher coaching on Evidence-based Practices

Earn Amazon Gift Cards! Our teacher coaching and professional development services reward each teacher with Amazon Gift cards throughout their process of achieving mastery of evidence-based practices and improving transition outcomes for students.



JOBS

Students Obtain Full-Time Employment: Each student graduates with a work-ready, skills-based portfolio and the social/emotional ability to persevere, self-regulate and self-advocate in learning environments that simulate “real-world” workplace settings. Digitability’s program for today’s modern workplaces has been featured on **MSNBC, CNET, NPR, TechCrunch, Ted Talks**, and showcased at **Silicon Valley’s Social Innovation Summit**.

For more information visit digitability.com or contact: info@digitability.com



TechCrunch



Digitability™ Award-Winning Curriculum

Curriculum Categories



- ▶ Sharing & Connecting Online
- ▶ Using Online Accounts
- ▶ Workplace Technology



- ▶ Flexible Thinking/Problem Solving
- ▶ Active Listening
- ▶ Interpreting Directions



- ▶ Expressive/Receptive Language
- ▶ Workplace Communication
- ▶ Giving, Receiving & Interpreting Feedback



- ▶ Self-regulation
- ▶ Self-advocacy
- ▶ Time-on-Task Attendance



- ▶ Reading
- ▶ Writing
- ▶ Financial Literacy (earning, spending and saving)



- ▶ Interviewing
- ▶ Applying for Jobs
- ▶ Digital Projects



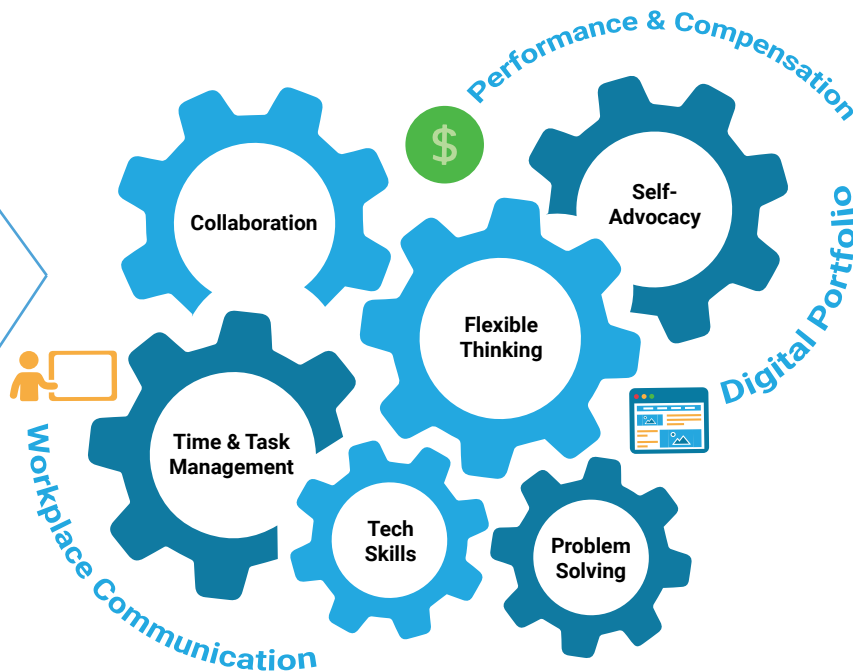
Start Here

Students begin by choosing an employment project in Digitability's Work Simulation Library and apply for the job they are interested in.

Apply for a Job

Project Samples

- Coffee Shop
- YouTube Marketing
- A1 3 2BC Data Entry
- Website Creation
- Choose Your Own



- ✔ Resume via Digitability Workplace Partner Projects
- ✔ Digital Project to Showcase to Employers
- ✔ Interview Talking Points from Digitability Work Experience
- ✔ Self-Advocacy Plan



Product Features

Lesson Plan Resources

- Video Lesson Library
- Lesson Plans
- Differentiated Assessments and Activities
- Google Drive Templates (Docs, Sheets, Slides and more!)

IEP Process, Data, and Reporting

- Student Progress Monitoring
- IEP Goal Bank
- Weekly Emailed Student Updates
- Data Dashboard

Teacher Support

- 1:1 Year-Long Coaching
- Evidence-Based Practices Training
- Rewards Program



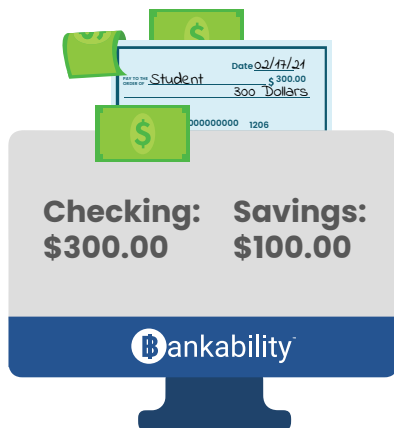
The First Virtual Banking System for Special Education Students

Powered By
Digitability

Bankability allows students to experience a modern banking app while learning financial literacy and workplace behavior.

Online Banking is Here!

Bankability works with The Digitability Social Economy, where students earn (and later spend) virtual money for practicing workplace behavior. With Bankability, students now receive direct deposits on payday, review pay stubs and personal bank statements.



Pay Bills and Purchase Rewards

Using Bankability, students manage their checking and savings accounts, pay bills, shop, and review their finances all from their online bank account. Teachers can customize classroom bills and rewards, run payroll, and approve purchase requests all from their Bankability dashboard.

Data & IEP Progress Reports

Bankability also allows teachers to track workplace readiness progress using Digitability's Individual Education Program (IEP) Transition Goal Bank. Assigning each dollar to a behavior will allow teachers to track that behavior overtime. Reports can be generated at the click of a button and shared with their Special Education Team.





Dr. David Mandell, Sc.D.

Director, Center for Mental Health Policy and Services, University of Pennsylvania | Pennsylvania

“Digitability gives schools an opportunity to provide support to high school students with autism in a way they wouldn’t be able to otherwise.”



Dana Steinwart

Lead Transition Teacher, Blue Valley School District | Kansas

“What I enjoy most about Digitability is the class participation I get due to the classroom economy system. Earning dollars is highly motivating, and I have 100% class participation. Every student is engaged in the lesson. I have also seen quick behavior changes when students pay dollars for behaviors. I love teaching Digitability.”



Dawn Nuoffer

Executive Director, Down Syndrome Association of Wisconsin | Wisconsin

“We have seen great success with Digitability. In the short time we have been offering this course, we have opened multiple class locations and will continue to replicate it across Wisconsin. Digitability is changing lives and helping our friends to secure meaningful jobs!”



Tracey Sterling

Supervisor of Special Education, Perkiomen Valley School District | Pennsylvania

“We brought Digitability to Perkiomen Valley School District because of the scope and relevance of its unique digital content. The training was differentiated and tailored to each of our students’ needs through evidence-based practices.”




Digitability™
Be Work Ready!



The Reason Teachers Love the Digitability Program

- ✓ **1:1 Personal Implementation Coach** for EVERY teacher.
- ✓ **Evidence-based Practice Coaching** by Experts
- ✓ **IEP Goal Bank and Progress Monitoring** (at the click of a button!)
- ✓ **Rewards Program for Teacher Progress**
- ✓ **Easy to Use, Pre-Written & Differentiated Lesson Plans**
- ✓ **Differentiated, Print-Ready Social and Language Activities**
- ✓ **Google Classroom Compatible with Free Google Doc Templates**

Digitability gives teachers a ready-to-implement system that has already packaged effective methods for developing social, emotional and communication abilities as well as preparing students for their transition to independence.



Reduced Teacher Planning Time.

All lesson plans are already pre-written, scripted, differentiated, and include a three tiered system of modified resources. Your Implementation Coach will help you navigate all resources so you feel comfortable and confident implementing lessons.



Year-Long Personalized Teacher Support & Coaching

Every teacher works with a personal coach to support classroom facilitation, reduce teacher stress and help customize projects. Teachers can schedule a call with their Coach anytime and brainstorm solutions to barriers, new projects or review curriculum resources.



Start a New Program with Ease.

We believe that the best way to learn a curriculum is by implementing it. Our model is designed to make sure that teachers are not overwhelmed with a lot of information and feel comfortable starting Digitability asap.



Data & Report Tools Included!

Monitoring progress of a wide range of individual student goals can be challenging and time consuming. That's why Digitability designed a system that makes the IEP process easier!



Teacher Rewards Program

Digitability understands the day-to-day demands of teachers. Digitability's Professional Development Reward System incentivizes teachers as they achieve mastery of new evidence-based practices for increasing transition outcomes for students.



Google Classroom Compatible

In addition to being compatible with Google Classroom, Digitability trains students to use Google Applications to learn word processing, data entry, organization and workplace communication. Digitability also provides teachers with custom Google Doc Templates for creating resumes, presentation personal budgets and more.



Digitability™
Be Work Ready!



Visit the Digitability Website to Learn more about:



Free [IEP Goal Bank](#)



Easy to Use [Data and Reporting](#)



New [Virtual, Online Banking](#)



On-Demand [Teacher Support](#)



Lesson 8: Icons

Unit 1



TechCrunch




WRAP UP

Social Economy: Workplace Culture

1. Read off total earnings for each student. "(Student Name) earned ____ Participation Dollars. Nice work." Repeat for each student.

2.  "For a Participation Dollar (Student Name), what will you do with your earnings?"

Possible Answers: pay bills, purchase rewards, save for larger purchases

3.  "(Student Name) said they will (repeat answer). Nice job earning a Participation Dollar!"

4. Students will fill out deposit slip and submit earnings to their CFO.

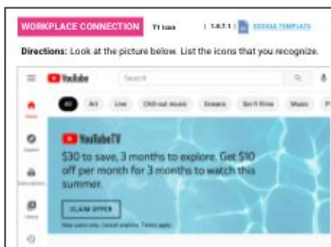
Ways to Differentiate

T1 Students count money and fill out [deposit slip](#) independently.

T2 Student uses [verbal prompting](#) or adult/Tier 1 partner.

T3 Modify questioning to a Yes/No Format and adult/Tier 1 partner.

Workplace Connections Activity



Students will identify popular icons they are familiar with. Students will then submit their dollars and the deposit slip to the CFO. Enter each student's earnings from this lesson into [Bankability Payroll System](#) in the field called **Participation/Contributing**.

Setting Boundaries with Independent Practice

Independent practice gives students the opportunity to exercise self-regulation strategies. Tell students, "[Unlock the \(lesson badge/s\) and then logout of your account. If you follow directions, you will earn \\$___ Following Directions Dollars. However, if you unlock badges not assigned, you will pay a Not Following Directions fine of \\$1.](#)"


Find more information on [Assigning Independent Practice](#).

Looking Ahead

- **Level 1 Social Economy** - Encourage students to frequently check their Bankability account to ensure accuracy and build banking habits.
- **Coaching & Rewards** - Schedule your monthly check-in call with your Coach! They can answer more questions once you implement a lesson plan with your students and identify the best resources to support your classroom needs. Submit your monthly Impact Statement to earn your reward! [Learn more.](#)
- **Work Simulation** - Your coach will introduce you to the Work Simulation Competition and help brainstorm project ideas and partners! [Learn more.](#)

PROGRESS DATA IN BANKABILITY

Enter each student's earnings for unlocking badges into [Bankability Payroll System](#) in the field called [Employee Salary](#) under the **BLUE Earnings Behavior** column. Enter any fines into [Directions](#) field under the **ORANGE Deductions Behavior** column. **NOTE: Badge deductions are the only fine that can be administered throughout Level 1.**

 **Pro Tip:** Build confidence in your students: Identify students who have not earned money and focus on engaging them. EVERY student should be earning money.

Name

Date

WORKPLACE CONNECTION

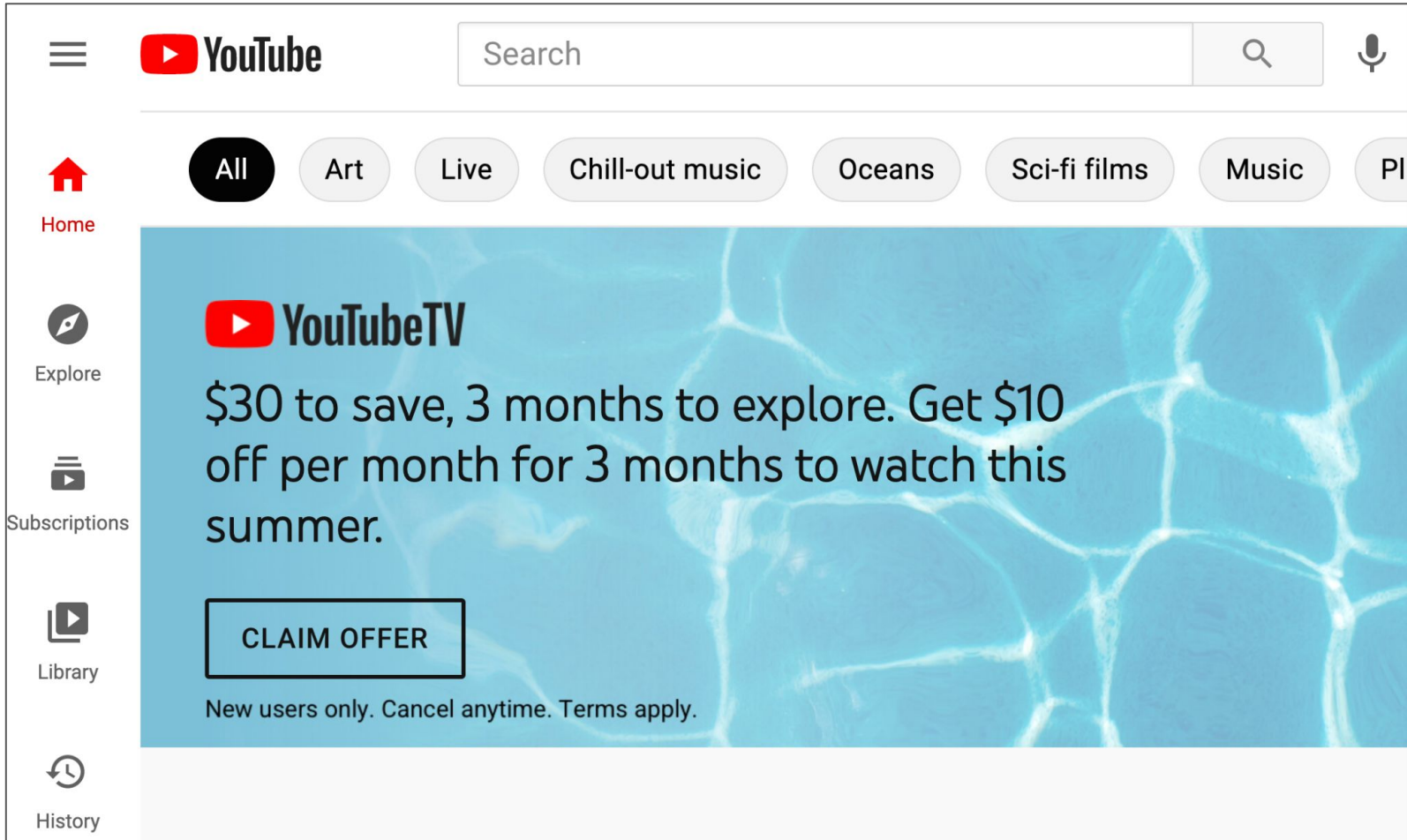
T1 Icon

| 1.8.7.1 |



[GOOGLE TEMPLATE](#)

Directions: Look at the picture below. List the icons that you recognize.



- _____
- _____
- _____
- _____
- _____

WORKPLACE CONNECTION

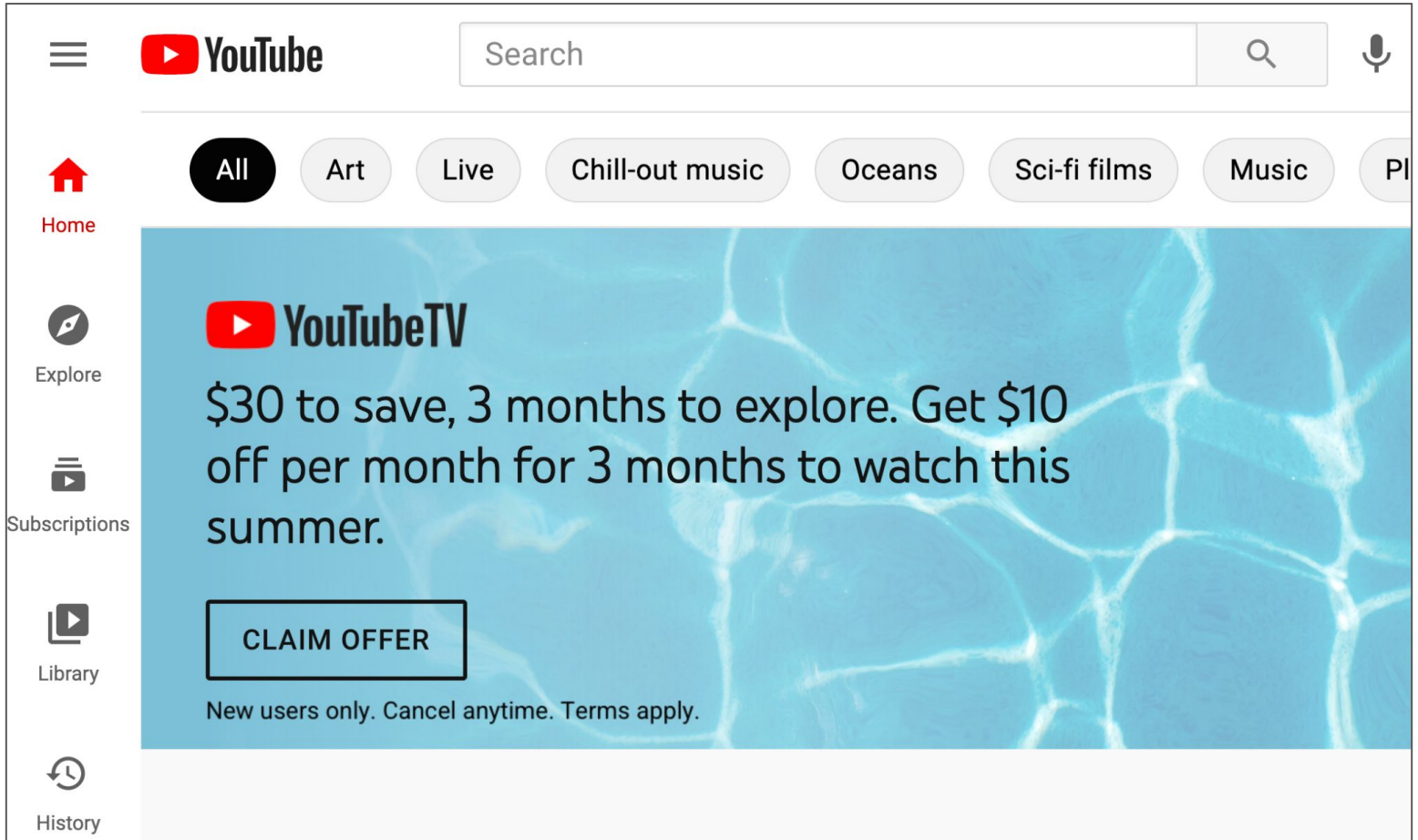
T2 Internet

| 1.1.7.2 |



[GOOGLE TEMPLATE](#)

Directions: Look at the picture below. Circle the icons that you recognize.



WORKPLACE CONNECTION

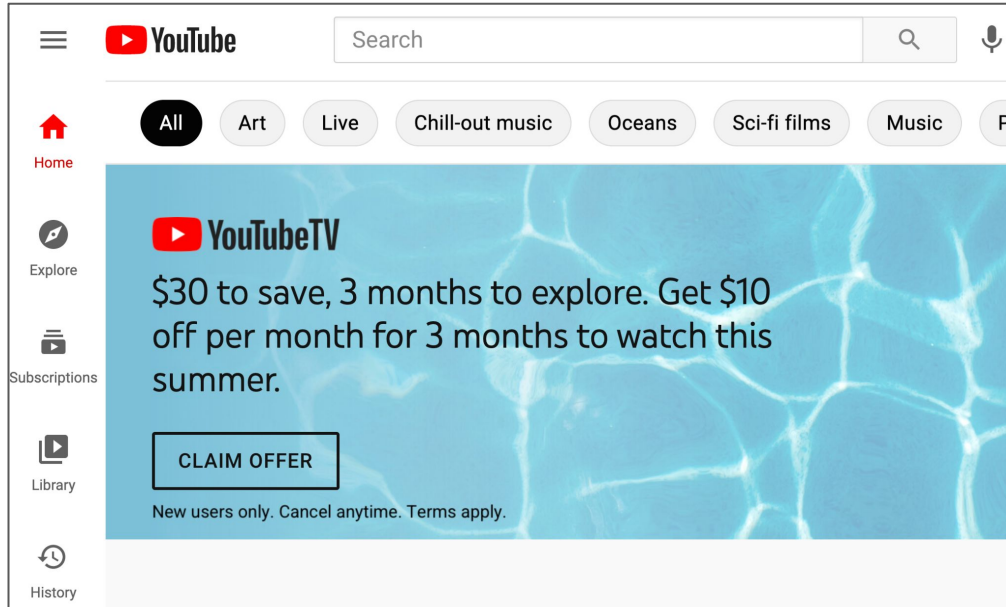
T3 Icons

| 1.8.7.3 |



[GOOGLE TEMPLATE](#)

Directions: Answer the following questions. Point to or circle your answer.



Do you see a home icon?

 Yes	 No
---------	--------



Do you see a music icon?

 Yes	 No
---------	--------



Do you see a search icon?

 Yes	 No
---------	--------



Lesson 6: The Hyperlink Icon

Unit 8





TechCrunch



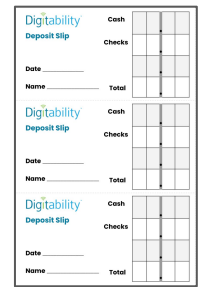
WRAP UP

Social Economy: Workplace Culture

1. Read off total earnings for each student. "(Student Name) earned ____ Participation Dollars. Nice work." Repeat for each student.
2.  "For a Participation Dollar (Student Name), what will you do with your earnings?"
Possible Answers: pay bills, purchase rewards, save for larger purchases
3.  "(Student Name) said they will (repeat answer). Nice job earning a Participation Dollar!"
4. Students will fill out deposit slip and submit earnings to their CFO.


Ways to Differentiate

- T1** Students count money and fill out [deposit slip](#) independently.



- T2** Student uses [verbal prompting](#) or adult/Tier 1 partner.

- T3** Modify questioning to a [Yes/No](#) Format and adult/Tier 1 partner.



Workplace Connections Activity



Students will identify the Hyperlink Icon. Enter each student's earnings from this lesson into [Bankability Payroll System](#) in the field called **Participation/Contributing**.

Setting Boundaries with Independent Practice

Independent practice gives students the opportunity to exercise self-regulation strategies. Tell students, "Unlock the (lesson badge/s) and then [logout of your account](#). If you follow directions, you will earn \$___ Following Directions Dollars. However, if you unlock badges not assigned, you will pay a Not Following Directions fine of \$1."


Find more information on [Assigning Independent Practice](#).

Looking Ahead

- **Level 1 Social Economy** - Have your list of bills and rewards set up in Bankability! [Here are some ideas](#) to get you started!
- **Coaching & Rewards** - Schedule your monthly check-in call with your Coach! They can answer more questions once you implement a lesson plan with your students and identify the best resources to support your classroom needs.
- **Work Simulation** - Your coach will introduce you to the Work Simulation Competition and help brainstorm project ideas and partners! [Learn more.](#)

PROGRESS DATA IN BANKABILITY

Enter each student's earnings for unlocking badges into [Bankability Payroll System](#) in the field called [Employee Salary](#) under the **BLUE Earnings Behavior** column. Enter any fines into [Directions](#) field under the **ORANGE Deductions Behavior** column. **NOTE: Badge deductions are the only fine that can be administered throughout Level 1.**

 **Pro Tip:** Learn more about [earning gift card rewards](#) each month!

WORKPLACE CONNECTION

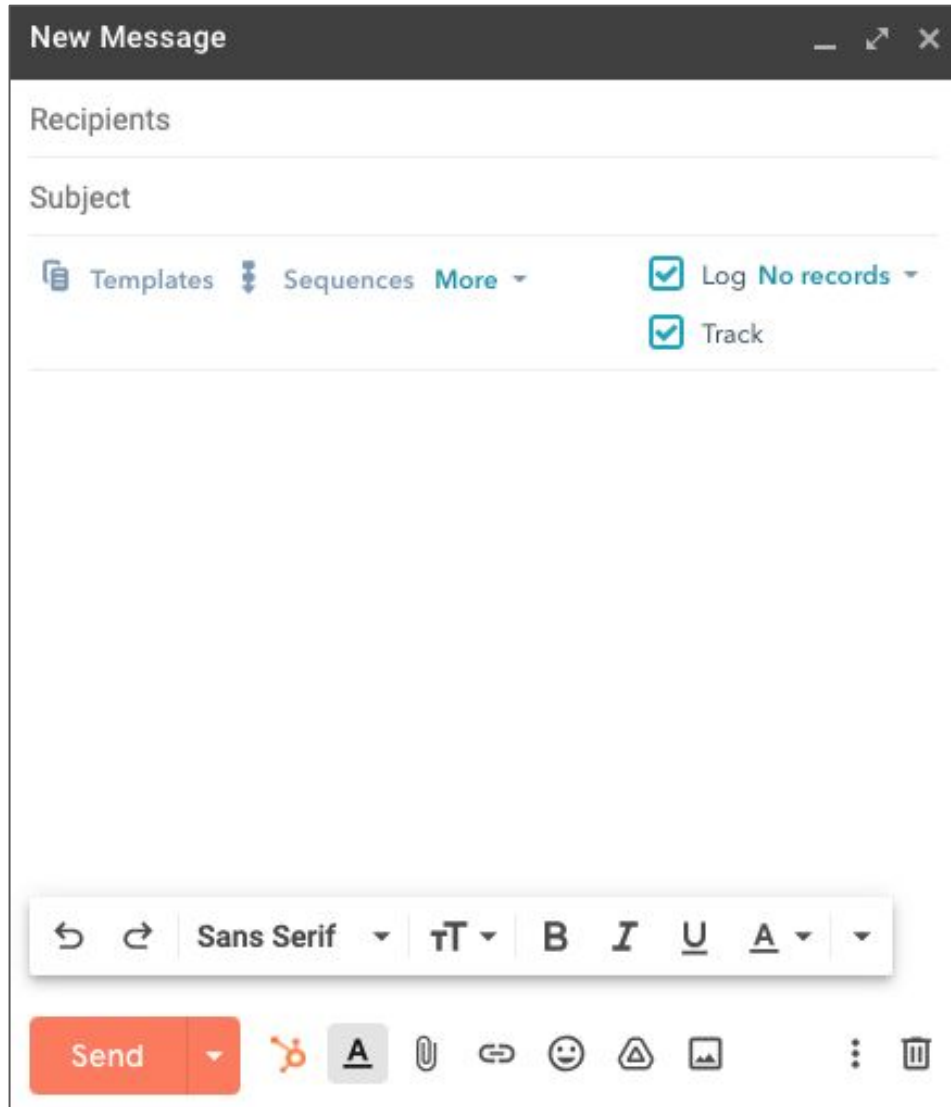
T1 Hyperlink
Icon

| 8.6.6.1 |



[GOOGLE TEMPLATE](#)

Directions: Circle the Hyperlink Icon. Answer the question below.



What is the benefit of sending hyperlinks?

Name

Date

WORKPLACE CONNECTION

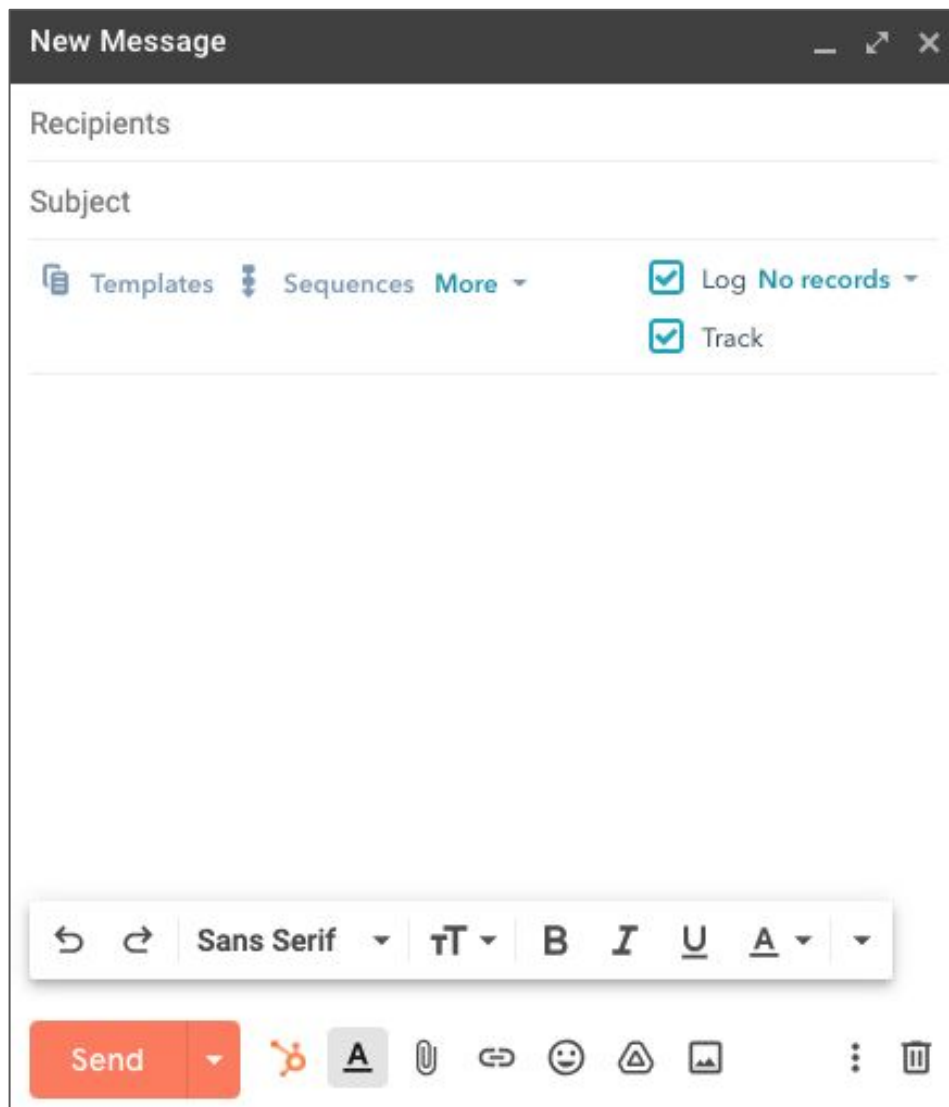
T2 Hyperlink
Icon

| 8.6.6.2 |



[GOOGLE TEMPLATE](#)

Directions: Circle the Hyperlink Icon.



Name

Date

WORKPLACE CONNECTION

T3 Hyperlink
Icon

| 8.6.6.3 |



[GOOGLE TEMPLATE](#)

Directions: Point to or circle the Hyperlink Icon.

