

[Hill-Freedman World Academy]

September 2019 REPORT

Professional Development Milestone Progress



50%	5 teachers	Green	High Rate of Progress	Demonstrates consistent, independent progress with minimal interventions
30%	3 teachers	Yellow	Average Rate of Progress	Making progress; requires average intervention
20%	2 teachers	Red	Low Rate of Progress	Not making adequate progress; requires intense interventions

Highlights:

- Completion of Milestone #1 is due on Oct. 6th 2019
- Completion of Milestone #2 is due on Nov. 30th 2019
- 80% of teachers are making adequate progress towards completion of Milestone #1, achieving mastery of practices.
- 50% of all teachers achieved mastery of Milestone #1 prior to the due date.
- Of 50% of teachers who completed Milestone #1, 20% have completed Milestone #2, achieving mastery of practices.
- Teachers identified as having a low rate of progress have not completed their onboard training. Implementation Coaches have reached out to teachers, and school administrators have been contacted to support next steps.
- Teachers who were identified as having an average rate of progress received support from Implementation Coach on at least one occasion and provided additional evidence to support their mastery of concepts.

Milestones This Period



Milestone #1 On-Boarding & Establishing Baselines **≤ 1 Month Sep-Oct**

During Milestone #1, teachers were required to complete four online modules of video training, which included questionnaires to assess mastery. For teachers who did not initially score 80% or above, Digitability's Implementation Coach assigned next steps to these teachers and provided support. This data is used to establish professional development needs.

Milestone #1 Goals Included Mastery of:

- **Digitability Curriculum Overview**
- **Digitability Classroom Social Economy**
- **Digitability Online Account & Data Features**
- **Establish Baseline Needs for Evidence-based Practices**

Current Status: Digitability Implementation Coach has scheduled a deadline of Oct 6th 2019 for when all teachers will be expected to complete Milestone #1. Currently, 80% of teachers are on track to achieving mastery. Further, for teachers who are demonstrating a high rate of progress, Implementation Coach has developed an accelerated plan based on their professional development needs.

The following is a list of teachers and their progress towards completing Milestone #1 Onboarding. For teachers who demonstrated proficiency, Digitability Implementation Coach shared resources to introduce and support their mastery of Milestone #2.

Milestone #1 Onboarding & Establishing Needs [Due Oct. 8th 2019]

Progress	First Name	Last Name	Curriculum	Social Economy	Reporting	Milestone Task	Milestone Task
100%	Teacher First	Teacher Last	Proficient	Proficient	Proficient	Done	Done
100%	Teacher First	Teacher Last	Proficient	Proficient	Proficient	Done	Done
100%	Teacher First	Teacher Last	Proficient	Proficient	Proficient	Done	Done
100%	Teacher First	Teacher Last	Proficient	Proficient	Proficient	Done	Done
100%	Teacher First	Teacher Last	Proficient	Proficient	Proficient	Done	Done
60%	Teacher First	Teacher Last	Proficient	Proficient	Proficient	Working on it	Working on it
20%	Teacher First	Teacher Last	Proficient	Making Progress	Making Progress	Working on it	Working on it
20%	Teacher First	Teacher Last	Proficient	Making Progress	Making Progress	Working on it	Working on it
0%	Teacher First	Teacher Last	Requires intervention	Requires Intervention	Requires Intervention	Requires Intervention	Requires Intervention
0%	Teacher First	Teacher Last	Requires intervention	Requires Intervention	Requires Intervention	Requires Intervention	Requires Intervention
64%	Total progress toward 100% completion of Milestone #1 due on Oct. 6th 2019						

Milestones This Period



#2

Milestone #2 Evidence-based Practices Basics (Part 1)

Immediate Feedback, Differentiation, Positive Reinforcement.**Month 2-3 (Oct-Nov)**

In Milestone #2, teachers identify and implement Level 1 Evidence-based practice, including Immediate Feedback, Differentiation, and Positive Reinforcement. Virtual training includes on-demand library of video modeling of each practice with 1:1 Virtual or in-classroom Implementation Coaching. Digitability will continue to provide support and remediation to all teachers as they work toward their professional development goals in mastery of evidence-based practices.

Milestone #2 Goals Included Mastery of:

- **Immediate Feedback**
- **Differentiation**
- **Positive Reinforcement**

Current Status: Digitability Implementation Coaches have scheduled a deadline of Nov. 30th 2019 for when all teachers will be expected to complete Milestone #2. Currently, 80% of teachers are on track to achieving mastery. Further, for teachers who are demonstrating a high rate of progress, Implementation Coaches have developed an accelerated plan based on their professional development needs.

The following is a list of teachers and their progress toward completing Milestone #1 Onboarding. For teachers who demonstrated proficiency, Digitability Implementation Coach shared resources to introduce and support their mastery of Milestone #3.

Milestone #2 Evidence-based Practices Basics Part 1 [Due Nov. 30th 2019]

Progress	First Name	Last Name	Immediate Feedback	Positive Reinforcement	Differentiation	Milestone Task	Milestone Task
80%	Teacher First	Teacher Last	Proficient	Proficient	Proficient	Done	Working on it
80%	Teacher First	Teacher Last	Proficient	Proficient	Proficient	Done	Working on it
100%	Teacher First	Teacher Last	Proficient	Proficient	Proficient	Done	Done
100%	Teacher First	Teacher Last	Proficient	Proficient	Proficient	Done	Done
40%	Teacher First	Teacher Last	Proficient	Proficient	Making Progress	Working on it	Working on it
20%	Teacher First	Teacher Last	Making Progress	Making Progress	Making Progress	Working on it	Working on it
20%	Teacher First	Teacher Last	Making Progress	Making Progress	Making Progress	Making Progress	Making Progress
0%	Teacher First	Teacher Last	Making Progress	Making Progress	Making Progress	Making Progress	Making Progress
0%	Teacher First	Teacher Last					
0%	Teacher First	Teacher Last					
44%	Total progress toward 100% completion of Milestone #2						

Implementation Coach Interventions Provided This Period:



- Reviewed all onboard training data and created custom goals based on teacher needs assessment
- Scheduled 1:1 Training Data Review Calls for all teachers who completed training and discussed current PD goals and timeline with teacher
- Guides teachers to creating their Digitability Classroom Social Economy
- Shared PD Goals and Timeline with School Admin and Supervisors
- Provided 1:1 Coaching Calls to Teachers based on Training Needs
- Completed Level 1 Baseline Needs Rubric for 80% of teachers
- Established next steps for those teachers who did not achieve mastery independently
- Collected additional evidence for those teachers who did not achieve mastery independently
- Provided Introduction to Milestone #2 Evidence-based Practices for teachers who completed Milestone #1
- Shared videos of teachers modeling implementation of Level 1 evidence-based practices used in Applied Behavior Analysis
- Made follow-up phone calls and emails to any teacher who did not complete onboard training

Evidence of Mastery



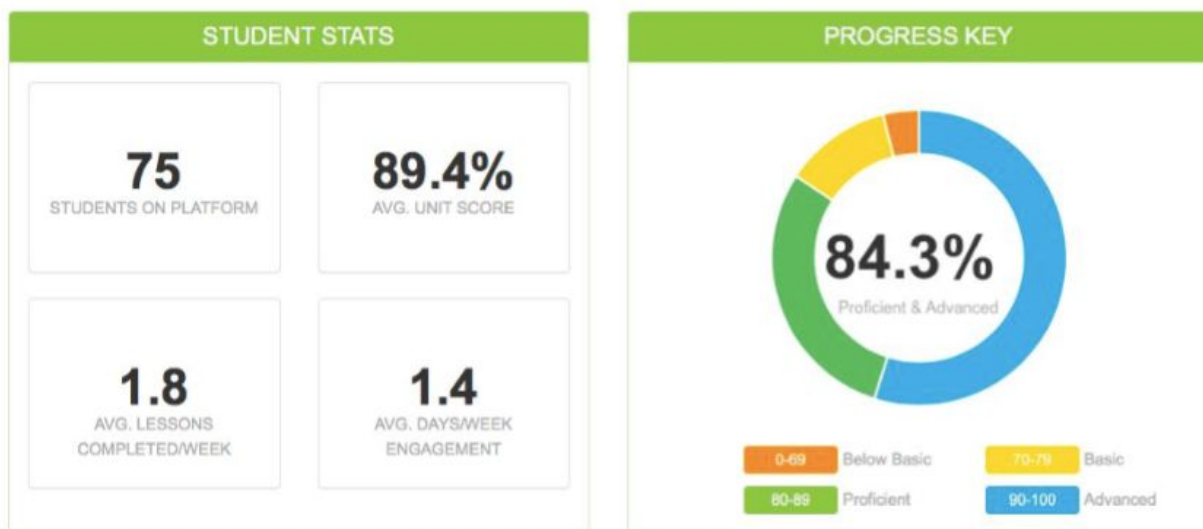
Teachers who completed Milestone #1 Onboarding completed a series of online training modules with assessments to gauge baseline mastery of practices.


Additionally, when required, Implementation Coach collected additional evidence to demonstrate mastery.

Assessment Scores:

Facilitator	Curriculum	Social Economy	Platform
Teacher 2	100%	100%	100%
Teacher 3	100%	95%	95%
Teacher 4	95%	95%	95%
Teacher 5	100%	100%	100%
Teacher 1	100%	95%	95%
Teacher 8	95%	100%	75%
Teacher 6	75%	75%	75%
Teacher 7	75%	75%	50%
Teacher 9	95%	incomplete	incomplete
Teacher 10	95%	incomplete	incomplete

[Hill-Freedman] Students Progress





Digitability Student

DOB:	Mar 22, 1982 — Age: 36	Organization:	Digitability V1
Gender:	Female	Facilitator:	Facilitator Digitability
Primary Classification:	Autism	Grade:	

At a Glance

Last login: 03 07 2018

6

LESSONS PAST WEEK

8

ENGAGEMENT PAST WEEK

100%

ROSTER SCORE

...

Unit 17. Gmail Search — Student is be able to search gmail messages with 100% success.

Unit 18. Google Calendar — Student is be able to identify the main components of the Gmail Calendar with 81% success.

Unit 19. Creating Events in Google Calendar — Student is be able to create events in Google Calendar with 86% success.

Unit 20. Introduction to Google Drive — Student is be able to identify the function of Google Drive with 85% success.

Unit 21. Type of Google Docs — Student is be able to describe types of Google Documents with 90% success.

Unit 22. Google Drive Interface — Student is be able to navigate the Google Drive Interface with 86% success.


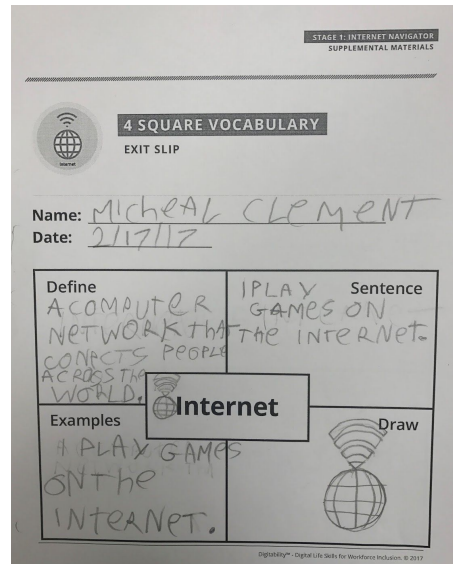
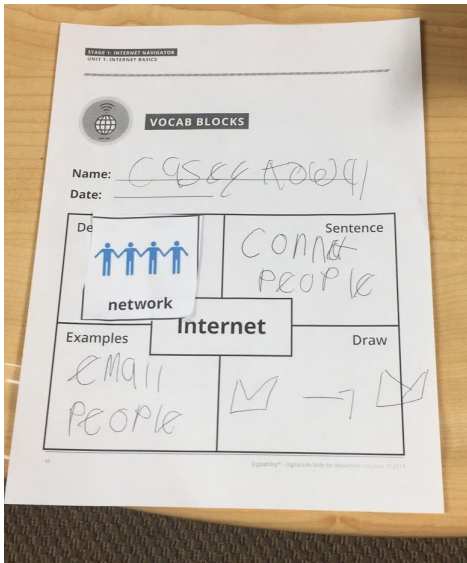
Unit 23. Creating Google Docs — Student is be able to create a Google Doc in their Google Drive account with 98% success.

...

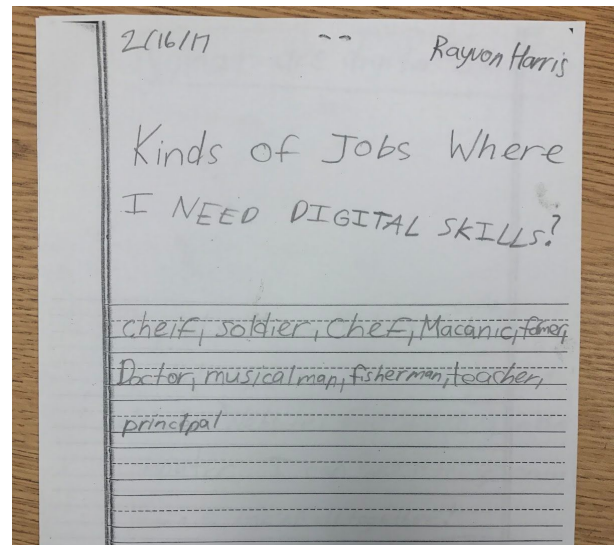
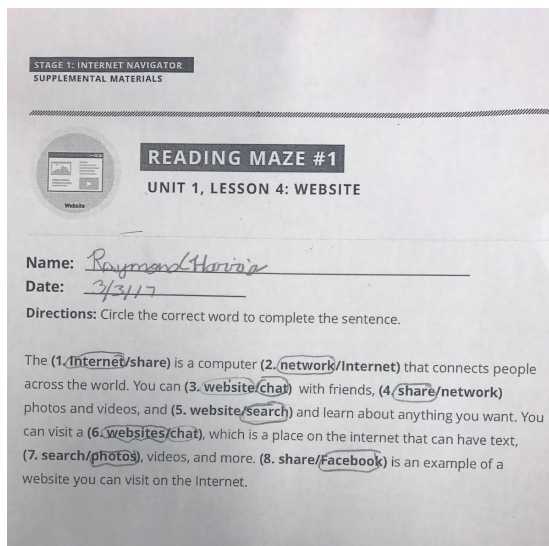
Check Out What
[Hill-Freedman] Teachers & Students
Are Doing With Digitability!



Cheryl Padgett at Tilden Middle School utilizes Differentiation through Digitability's Supplemental Materials to ensure that all of her students are included.



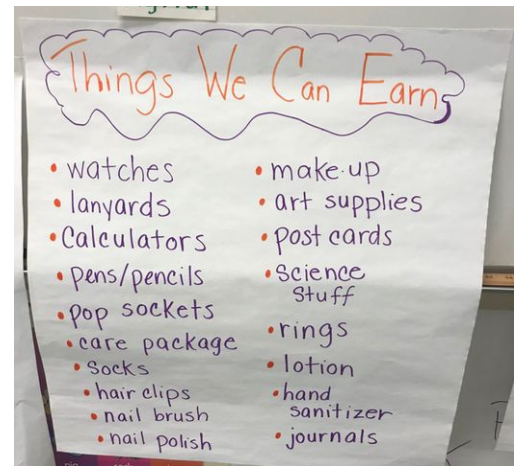
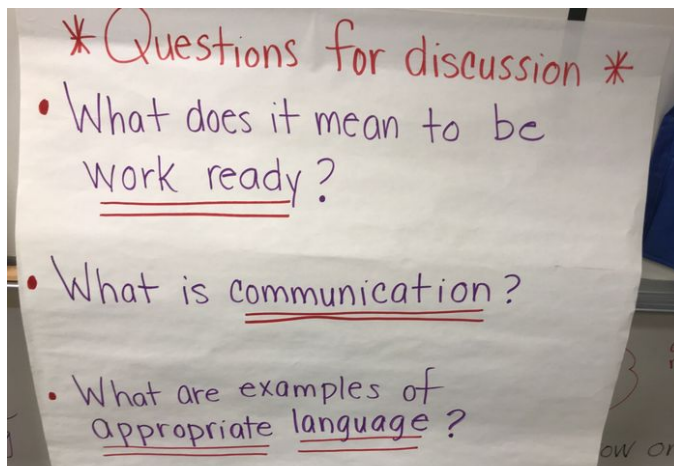
Cheryl's professional development goal to decrease assistance in order to facilitate student growth in goals is demonstrated here in her process of having one student use a closed sentence supplement first to then develop writing and communication.



Cheryl Padgett submitted video of her implementation. You can view this video using your secure login info in your Digitability Portal.



Jacqueline Carter, a teacher at Hill-Freedman World Academy, prepared students with discussion questions while introducing Digitability's Concepts for Language Development and Transition. She also created a poster to provide a visual reference to purchases that can be made in her Digitability Classroom Social Economy.



NEXT STEPS



Next Quarterly Consulting Call Scheduled on: Dec 20th, 2019 @ 3:00pm ET.



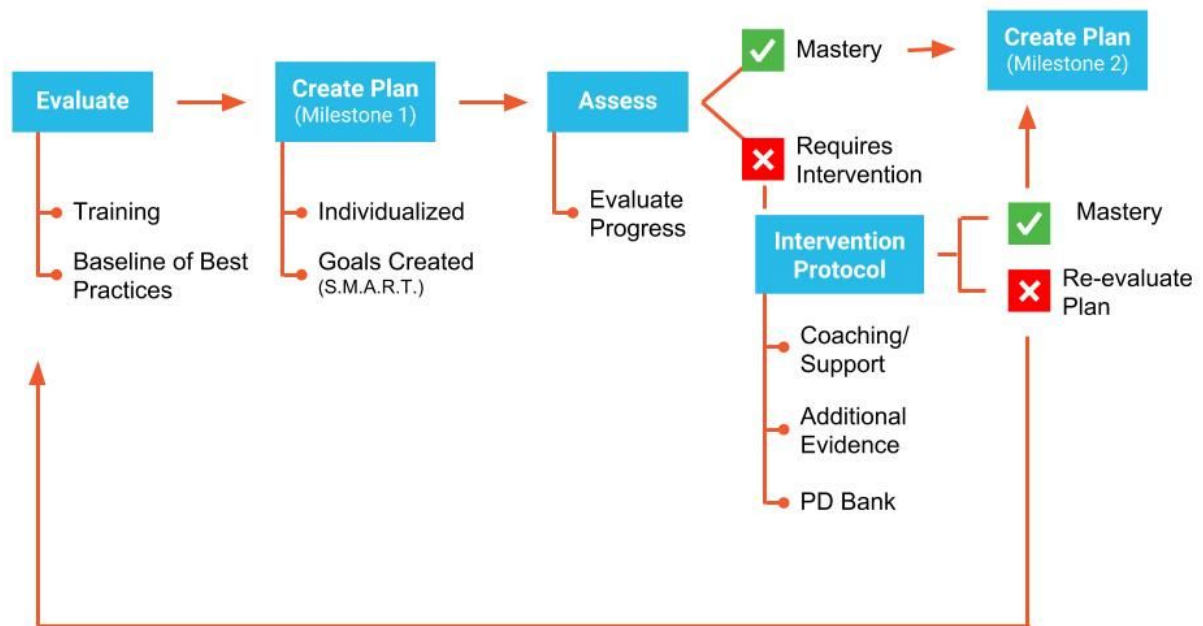
For teachers that have demonstrated a high rate of progress, Digitability Implementation Coaches have collected resources and feedback to help other teachers in their mastery of using evidence-based practices. During our next in-person centralized training session, Digitability will implement our peer support protocol where expert teachers showcase their classroom use of evidence-based practices.



For teachers that are making an average rate of progress, we will provide additional resources including, evidence-based practice training guides, video modeling examples, classroom resources and more to support teacher professional development. The Digitability Implementation Coaches support teachers to achieve a 100% completion rate of all Milestone #1 Activities.



For teachers that are not demonstrating an adequate rate of progress, Digitability Implementation Coaches will commence our teacher invention protocol, providing a number of support resources and actions. These may include, evidence-based practice training guides, video modeling examples, classroom resources and more. If necessary, coaches will re-evaluate current professional development plan for these teachers and establish new goals (see graphic below).





SDP-Hill-Freedman World Academy Organization Report

prepared: July 24 2018

CURRENT STATUS

Bronze: SDP-Hill-Freedman World Academy is taking steps to transform its approach to educating special education students for our tech-driven and highly social economy. Digitability will review your data to identify ways we can increase fidelity and therefore, further the impact on student outcomes.

STATUS HIGHLIGHTS

58% of your facilitators are at **Level 1** Status and have completed at least 6 lessons this week!
96% of your students have tested **Proficient or Advanced!**

FACILITATOR LEVEL KEY		
58%	Level 1	6+ lessons or 3+ days
26%	Level 2	5 lessons or 2+ days
8%	Level 3	1-4 lessons or 1+ days
8%	Level 4	Pick-up the pace!

STUDENTS PROGRESS KEY		
91.8%	90-100	Advanced
4.1%	80-89	Proficient
0%	70-79	Basic
4.1%	0-69	Below Basic

Facilitator Averages

FACILITATORS	FACILITATORS	FACILITATORS	FACILITATORS
12	3 days	5	13
1 SEATS REMAINING	AVG ENGAGEMENT PAST WEEK	AVG LESSONS PAST WEEK	AVG COMPLETED LESSONS

Facilitator by Rank

RANK	NAME	LEVEL	LESSONS COMPLETED	LESSONS PAST WEEK	ENGAGEMENT PAST WEEK
1	Teacher teacher@email.com last login: 1 day ago	1	18	5	3 days
2	Teacher teacher@email.com last login: 2 days ago	2	22	5	1 days
3	Teacher teacher@email.com last login: 1 day ago	1	8	5	3 days
4	Teacher teacher@email.com last login: 3 days ago	1	14	6	2 days
5	Teacher teacher@email.com last login: 1 day ago	2	7	4	2 days
6	Teacher teacher@email.com last login: 2 days ago	2	10	5	1 days
7	Teacher teacher@email.com last login: 1 day ago	1	6	4	3 days
8	Teacher teacher@email.com last login: 1 day ago	1	41	6	2 days
9	Teacher teacher@email.com last login: 1 day ago	1	16	5	3 days
10	Teacher teacher@email.com last login: 2 days ago	1	8	6	3 days
11	Teacher teacher@email.com last login: 1 day ago	4	2	0	0 days
12	Teacher teacher@email.com last login: 1 day ago	3	5	1	2 days

Classroom Rosters

FACILITATOR	LESSONS COMPLETED	LESSONS PAST WEEK	ENGAGEMENT PAST WEEK	STUDENT LESSONS PAST WEEK	STUDENT ENG. PAST WEEK	STUDENT ROSTER SCORE
Braitman, Nancy	8	5	3 days	5	3	100%

FACILITATOR'S STUDENTS	SCORE
Student Name	100%
Student Name	100%
Student Name	100%
Student Name	100%
Student Name	100%
Student Name	100%
Student Name	100%
Student Name	100%

FACILITATOR	LESSONS COMPLETED	LESSONS PAST WEEK	ENGAGEMENT PAST WEEK	STUDENT LESSONS PAST WEEK	STUDENT ENG. PAST WEEK	STUDENT ROSTER SCORE
Student Name	41	6	2 days	6	2	99%

FACILITATOR'S STUDENTS	SCORE
Student Name	100%
Student Name	98%
Student Name	95%

FACILITATOR	LESSONS COMPLETED	LESSONS PAST WEEK	ENGAGEMENT PAST WEEK	STUDENT LESSONS PAST WEEK	STUDENT ENG. PAST WEEK	STUDENT ROSTER SCORE
Deeden, Hope	14	6	2 days	6	2	99%

FACILITATOR'S STUDENTS	SCORE
Student Name	100%
Student Name	100%
Student Name	100%
Student Name	96%
Student Name	96%

FACILITATOR	LESSONS COMPLETED	LESSONS PAST WEEK	ENGAGEMENT PAST WEEK	STUDENT LESSONS PAST WEEK	STUDENT ENG. PAST WEEK	STUDENT ROSTER SCORE
Teacher	3	4	2 days	4	2	100%

FACILITATOR'S STUDENTS	SCORE
Student Name	100%
Student Name	100%
Student Name	100%
Student Name	100%
Student Name	100%
Student Name	100%
Student Name	100%
Student Name	84%

FACILITATOR	LESSONS COMPLETED	LESSONS PAST WEEK	ENGAGEMENT PAST WEEK	STUDENT LESSONS PAST WEEK	STUDENT ENG. PAST WEEK	STUDENT ROSTER SCORE
Teacher	10	5	1 days	5	1	89%

FACILITATOR'S STUDENTS	SCORE
Student Name	97%
Student Name	95%
Student Name	95%
Student Name	93%
Student Name	89%
Student Name	76%

FACILITATOR	LESSONS COMPLETED	LESSONS PAST WEEK	ENGAGEMENT PAST WEEK	STUDENT LESSONS PAST WEEK	STUDENT ENG. PAST WEEK	STUDENT ROSTER SCORE
Teacher	6	4	3 days	4	3	90%

FACILITATOR'S STUDENTS	SCORE
Student Name	90%
Student Name	93%

FACILITATOR	LESSONS COMPLETED	LESSONS PAST WEEK	ENGAGEMENT PAST WEEK	STUDENT LESSONS PAST WEEK	STUDENT ENG. PAST WEEK	STUDENT ROSTER SCORE
Teacher	7	4	2 days	4	2	87%

FACILITATOR'S STUDENTS	SCORE
Student Name	100%
Student Name	100%
Student Name	100%
Student Name	100%
Student Name	100%
Student Name	100%
Student Name	100%

FACILITATOR	LESSONS COMPLETED	LESSONS PAST WEEK	ENGAGEMENT PAST WEEK	STUDENT LESSONS PAST WEEK	STUDENT ENG. PAST WEEK	STUDENT ROSTER SCORE
Teacher	5	6	3 days	6	3	93%

FACILITATOR'S STUDENTS	SCORE
Student Name	100%
Student Name	100%
Student Name	100%
Student Name	100%
Student Name	100%
Student Name	100%
Student Name	100%
Student Name	100%
Student Name	100%
Student Name	86%

FACILITATOR	LESSONS COMPLETED	LESSONS PAST WEEK	ENGAGEMENT PAST WEEK	STUDENT LESSONS PAST WEEK	STUDENT ENG. PAST WEEK	STUDENT ROSTER SCORE
Teacher	16	0	0 days	0	0	100%

FACILITATOR'S STUDENTS	SCORE
Student Name	100%
Student Name	100%
Student Name	100%
Student Name	100%
Student Name	100%
Student Name	100%

FACILITATOR	LESSONS COMPLETED	LESSONS PAST WEEK	ENGAGEMENT PAST WEEK	STUDENT LESSONS PAST WEEK	STUDENT ENG. PAST WEEK	STUDENT ROSTER SCORE
Teacher	16	5	3 days	5	3	96%

FACILITATOR'S STUDENTS	SCORE
Student Name	

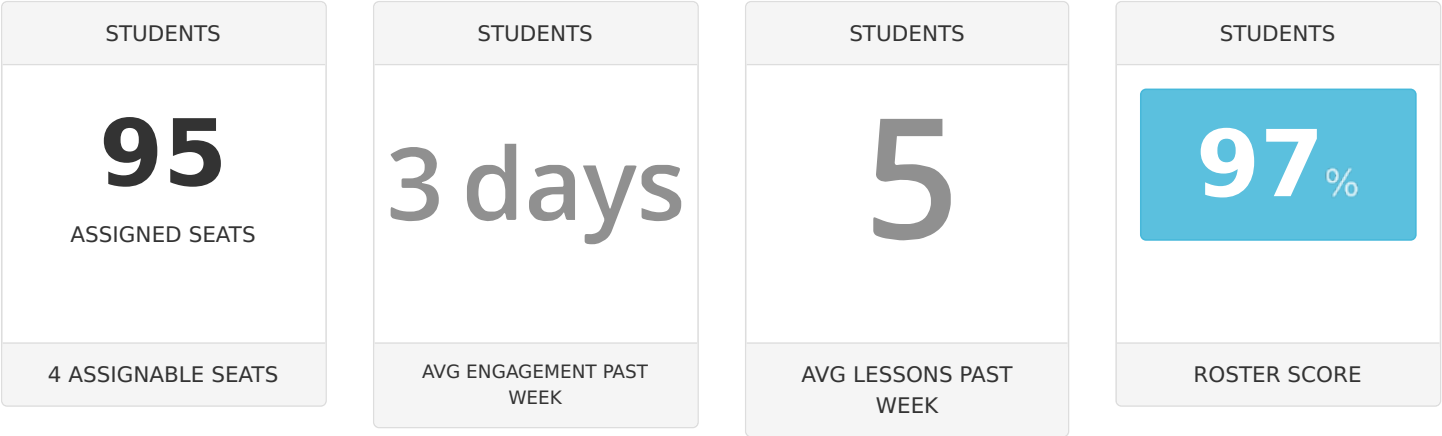
FACILITATOR	LESSONS COMPLETED	LESSONS PAST WEEK	ENGAGEMENT PAST WEEK	STUDENT LESSONS PAST WEEK	STUDENT ENG. PAST WEEK	STUDENT ROSTER SCORE
Teacher	18	5	3 days	5	3	93%

FACILITATOR'S STUDENTS	SCORE
Student Name	100%
Student Name	100%
Student Name	100%
Student Name	100%
Student Name	100%
Student Name	100%
Student Name	100%
Student Name	96%
Student Name	92%
Student Name	92%
Student Name	75%

FACILITATOR	LESSONS COMPLETED	LESSONS PAST WEEK	ENGAGEMENT PAST WEEK	STUDENT LESSONS PAST WEEK	STUDENT ENG. PAST WEEK	STUDENT ROSTER SCORE
Teacher	22	5	1 days	5	1	89%

FACILITATOR'S STUDENTS	SCORE
Student Name	100%
Student Name	100%
Student Name	100%
Student Name	100%
Student Name	100%
Student Name	100%
Student Name	100%
Student Name	96%
Student Name	92%
Student Name	88%
Student Name	85%
Student Name	50%

Student Averages



STUDENT SCORES

NAME	SCORE
Student Name	89%
Student Name	100%
Student Name	100%
Student Name	96%
Student Name	93%
Student Name	100%
Student Name	80%
Student Name	100%
Student Name	96%
Student Name	100%
Student Name	100%
Student Name	100%
Student Name	100%
Student Name	100%
Student Name	97%
Student Name	100%
Student Name	100%
Student Name	76%
Student Name	100%
Student Name	70%
Student Name	100%
Student Name	100%
Student Name	100%
Student Name	92%
Student Name	100%
Student Name	100%
Student Name	100%
Student Name	95%

Student Name	100%
Student Name	100%
Student Name	100%
Student Name	100%
Student Name	100%
Student Name	100%
Student Name	100%
Student Name	100%
Student Name	100%
Student Name	100%
Student Name	81%
Student Name	100%
Student Name	100%
Student Name	100%
Student Name	96%
Student Name	80%
Student Name	92%
Student Name	100%
Student Name	100%
Student Name	50%
Student Name	100%
Student Name	85%
Student Name	100%
Student Name	88%
Student Name	39%
Student Name	100%
Student Name	100%
Student Name	100%
Student Name	100%
Student Name	100%
Student Name	96%
Student Name	95%
Student Name	100%
Student Name	100%
Student Name	100%
Student Name	100%
Student Name	100%
Student Name	100%
Student Name	84%
Student Name	100%
Student Name	100%
Student Name	100%
Student Name	100%
Student Name	92%

Student Name	100%
Student Name	100%
Student Name	100%
Student Name	98%

Things to see in the classroom

- Using curriculum supplements for differentiation (such as badges, tracables, writing and math assignments)
- Word wall
- Hear teachers saying , "You earned a dollar!" This is part of the Digitability Classroom Economy and Behavior System
- Money tracker
- Project-based learning after the first capstone project

Use the Digitability Lesson Plan Checklist and Classroom Observation forms

Login to access these and other forms available in the Admin section.

- [Digitability Lesson Plan Checklist](#)
- [Classroom Observation Form](#)

If you (or another admin/supervisor) visit a classroom to conduct an observation, please share your feedback with the teacher AND your Digitability representative.



We are excited to continue working with your school and district and look forward to our continued success together. Please feel free to reach out should you have any questions.

Thanks!



1010 N Hancock Street, Suite 169
Philadelphia, PA 19123



Greg Connors
Implementation Coach

greg@digitability.com
610.209.4332