



Digitability is the only scalable, STEM-focused model that continues to be recognized as an innovative solution to the unemployment crisis facing a large – and growing – population of those with disabilities. **Whereas less than 30% of people with disabilities are employed, 70% of Digitability graduates obtain full-time employment.**



Something for EVERY Student: The needs of individuals who participate in Digitability run the gamut. All of your resources are extensively differentiated to support a wide range of cognitive, communication and behavioral needs.



Reduce Time Planning & Progress Monitoring: Digitability manages your existing special education priorities into a streamlined process. We have all the tools to enhance existing programming or serve as a foundation for innovative programming at any school or in any classroom.

Program Resources Include:

- ✓ **700+** Digital Literacy Lesson Plans
- ✓ **200+** Social, Communication & Behavior Resources
- ✓ **600+** Workplace Readiness Activities
- ✓ **100+** Functional Academic Resources
- ✓ **900+** Interactive Online Activities
- ✓ IEP Goal Bank and Progress Reports
- ✓ Data Dashboard to Track IEP Transition Data
- ✓ Year-long, teacher coaching on Evidence-based Practices

Earn Amazon Gift Cards! Our teacher coaching and professional development services reward each teacher with Amazon Gift cards throughout their process of achieving mastery of evidence-based practices and improving transition outcomes for students.



JOBS

Students Obtain Full-Time Employment: Each student graduates with a work-ready, skills-based portfolio and the social/emotional ability to persevere, self-regulate and self-advocate in learning environments that simulate “real-world” workplace settings. Digitability’s program for today’s modern workplaces has been featured on **MSNBC, CNET, NPR, TechCrunch, Ted Talks**, and showcased at **Silicon Valley's Social Innovation Summit**.

For more information visit digitability.com or contact: info@digitability.com

Digitability™ Award-Winning Curriculum

Curriculum Categories

Digital Literacy

- ▶ Sharing & Connecting Online
- ▶ Using Online Accounts
- ▶ Workplace Technology

Social Skills

- ▶ Flexible Thinking/Problem Solving
- ▶ Active Listening
- ▶ Interpreting Directions

Language

- ▶ Expressive/Receptive Language
- ▶ Workplace Communication
- ▶ Giving, Receiving & Interpreting Feedback

Behavior

- ▶ Self-regulation
- ▶ Self-advocacy
- ▶ Time-on-Task Attendance

Financial Literacy

- ▶ Reading
- ▶ Writing
- ▶ Financial Literacy (earning, spending and saving)

Transition

- ▶ Interviewing
- ▶ Applying for Jobs
- ▶ Digital Projects

Identify Interest

Employment Experience

Getting Hired to Work

Performance Reviews

Portfolio + Interview

Work-Ready!



Start Here

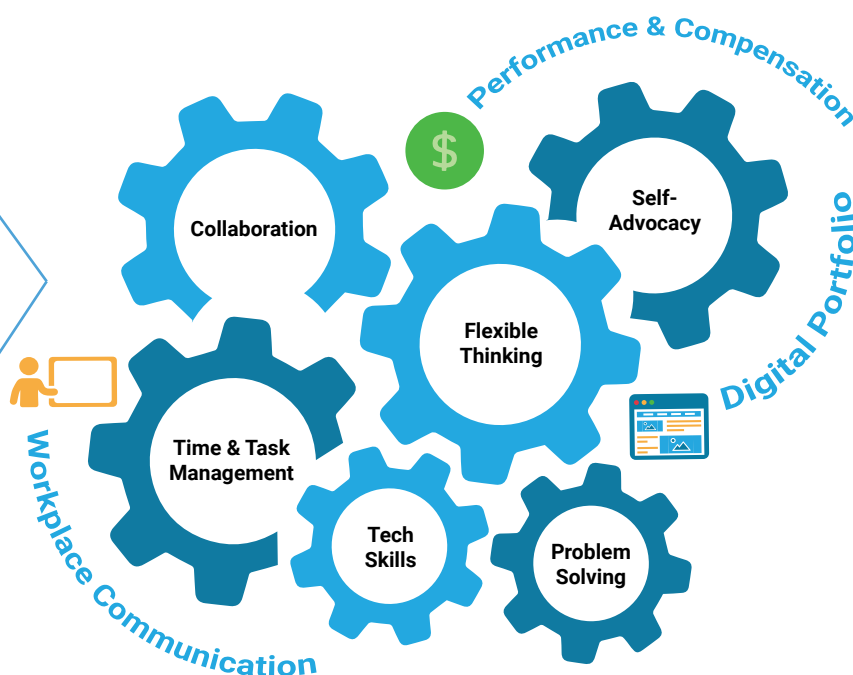
Students begin by choosing an employment project in Digitability's Work Simulation Library and apply for the job they are interested in.



Apply for a Job

Project Samples

- Coffee Shop
- YouTube Marketing
- A13 2BC Data Entry
- Website Creation
- + Choose Your Own



- ✓ Resume via Digitability Workplace Partner Projects
- ✓ Digital Project to Showcase to Employers
- ✓ Interview Talking Points from Digitability Work Experience
- ✓ Self-Advocacy Plan



Product Features

Lesson Plan Resources

- Video Lesson Library
- Lesson Plans
- Differentiated Assessments and Activities
- Google Drive Templates (Docs, Sheets, Slides and more!)

IEP Process, Data, and Reporting

- % Student Progress Monitoring
- IEP Goal Bank
- Weekly Emailed Student Updates
- Data Dashboard

Teacher Support

- 1:1 Year-Long Coaching
- Evidence-Based Practices Training
- Rewards Program



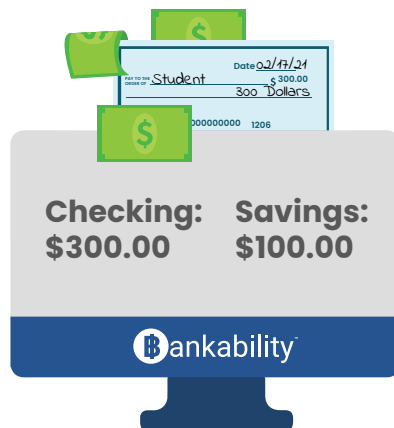
The First Virtual Banking System for Special Education Students

Powered By
Digitability

Bankability allows students to experience a modern banking app while learning financial literacy and workplace behavior.

Online Banking is Here!

Bankability works with The Digitability Social Economy, where students earn (and later spend) virtual money for practicing workplace behavior. With Bankability, students now receive direct deposits on payday, review pay stubs and personal bank statements.



Pay Bills and Purchase Rewards

Using Bankability, students manage their checking and savings accounts, pay bills, shop, and review their finances all from their online bank account. Teachers can customize classroom bills and rewards, run payroll, and approve purchase requests all from their Bankability dashboard.

Data & IEP Progress Reports

Bankability also allows teachers to track workplace readiness progress using Digitability's Individual Education Program (IEP) Transition Goal Bank. Assigning each dollar to a behavior will allow teachers to track that behavior overtime. Reports can be generated at the click of a button and shared with their Special Education Team.





Dr. David Mandell, Sc.D.

Director, Center for Mental Health Policy and Services, University of Pennsylvania | Pennsylvania

“Digitability gives schools an opportunity to provide support to high school students with autism in a way they wouldn’t be able to otherwise.”



Dana Steinwart

Lead Transition Teacher, Blue Valley School District | Kansas

“What I enjoy most about Digitability is the class participation I get due to the classroom economy system. Earning dollars is highly motivating, and I have 100% class participation. Every student is engaged in the lesson. I have also seen quick behavior changes when students pay dollars for behaviors. I love teaching Digitability.”



Dawn Nuoffer

Executive Director, Down Syndrome Association of Wisconsin | Wisconsin

“We have seen great success with Digitability. In the short time we have been offering this course, we have opened multiple class locations and will continue to replicate it across Wisconsin. Digitability is changing lives and helping our friends to secure meaningful jobs!”



Tracey Sterling

Supervisor of Special Education, Perkiomen Valley School District | Pennsylvania

“We brought Digitability to Perkiomen Valley School District because of the scope and relevance of its unique digital content. The training was differentiated and tailored to each of our students’ needs through evidence-based practices.”



The Reason Teachers Love the Digitability Program

- ✓ **1:1 Personal Implementation Coach** for EVERY teacher.
- ✓ **Evidence-based Practice Coaching** by Experts
- ✓ **IEP Goal Bank and Progress Monitoring** (at the click of a button!)
- ✓ **Rewards Program for Teacher Progress**
- ✓ **Easy to Use, Pre-Written & Differentiated Lesson Plans**
- ✓ **Differentiated, Print-Ready Social and Language Activities**
- ✓ **Google Classroom Compatible with Free Google Doc Templates**

Digitability gives teachers a ready-to-implement system that has already packaged effective methods for developing social, emotional and communication abilities as well as preparing students for their transition to independence.



Year-Long Personalized Teacher Support & Coaching

Every teacher works with a personal coach to support classroom facilitation, reduce teacher stress and help customize projects. Teachers can schedule a call with their Coach anytime and brainstorm solutions to barriers, new projects or review curriculum resources.



Evidence-based Practice Training by Experts

Digitability has a professional development training staff who have the requisite knowledge in the area of behavior (BCBA), autism, technology, teacher training, data management educational diagnostic to deliver the requested professional development to 250 teachers in your district.



Data & Report Tools Included!

Monitoring progress of a wide range of individual student goals can be challenging and time consuming. That's why Digitability designed a system that makes the IEP process easier!



Teacher Rewards Program

Digitability understands the day-to-day demands of teachers. Digitability's Professional Development Reward System incentivizes teachers as they achieve mastery of new evidence-based practices for increasing transition outcomes for students.



Easy To Navigate Lesson Planning Materials

All lesson plans are already pre-written, scripted, differentiated, and include a three tiered system of modified resources. Your Implementation Coach will help you navigate all resources so you feel comfortable and confident implementing lessons.



Google Classroom Compatible

In addition to being compatible with Google Classroom, Digitability trains students to use Google Applications to learn word processing, data entry, organization and workplace communication. Digitability also provides teachers with custom Google Doc Templates for creating resumes, presentation personal budgets and more.



**Visit the Digitability Website to
Learn more about:**



Free [IEP Goal Bank](#)



Easy to Use [Data and Reporting](#)



New [Virtual, Online Banking](#)



On-Demand [Teacher Support](#)



Lesson 12: Banking Responsibilities

Social Economy Level 1



TechCrunch





Lessons in this unit:

1. Introduction to Digitability
2. What is an Employee?
3. What is Income?
4. Online Banking with Bankability
5. What is an Account Balance?
6. How can you make a Transfer?
7. Shopping Online.
8. Paying Bills Online.
9. When is your Payday?
10. How to read your Pay Stub
11. What is a Bank Statement?
12. **Banking Responsibilities**
13. Bankability Basics Review



Level 1 Internet Navigator

Social Economy: Workplace Culture

Lesson 12: Banking Responsibilities







Lesson Overview

You will need to be responsible to keep your money safe.

Objective

Student is able to navigate online banking features using their Bankability account.

What You Need:

- [Printed Money](#) 
- [Differentiated Resources](#) (Warm-up, Word Wall Badge, Exit Ticket, Etc.) 
- [Dollar Tracker](#) 
- [TAG Writing Rubric](#) 
- [Exit Ticket Part 2 Rubric for Scoring & Bankability Entry](#) 
- [Deposit Slips](#) 
- [Optional: Google Slide Online Lesson Plan](#)
- [Lesson Video: Banking Responsibilities](#)
 - [Click on Videos > Select Level 1 Internet Navigator > Select Unit Social Economy: Workplace Culture > Select Banking Responsibilities](#)

This Lesson Connect to:

- ✓ [Social Skills](#)
- ✓ [Functional Academics](#)
- ✓ [Workplace Readiness](#)

Goal Bank

- ✓ [Financial Literacy](#)
- ✓ [Digital Literacy](#)
- ✓ [Workplace Communication](#)

Workplace Connection Activity

Students will compare a bank statement to a list of bills to look for any differences.

Sign up for Digitability to unlock hundreds of lesson plan and activities!



earnings to the class, ie. "[Student] has earned three dollars for participating."

INFORMAL ASSESSMENT

Ways to Differentiate

During
of co

13.

14.

15.

16.

At the
conce
money safe.



verbal

Cs for



Check that you
have paid the right
amount

ing to
t.

ent
p
un-
nt

ment,
ce

awarding the \$1.

ONLINE ACTIVITY

Ways to Differentiate

17.

18.

19.

20.

21.



pting to
s for

ods.

tempting
d-over-
to
er

is for
epend-
ivity.
require

vertime
heir

the badge is unlocked.

SOCIAL SKILLS.

EXIT TICKET PART 1: JOB ASSIGNMENT

Ways to Differentiate

20.  Choose an Exit Ticket Job Assignment for each of your students (see

Student completes

21. 

22. 

23. 



Writing assignment.



PART 2: WORKPLACE COMMUNICATION

24.  "For a Participation Dollar, who will share their sentence?"

25. 

26. 

27. 

28. 

29. 

30. 

31. 

Be

32. 

33. 

near [student who gave feedback] say?"



T3 Student completes
[Trace n' Learn](#) card

DIGITABILITY
DIGITABILITY WILL TEACH YOU NEW WORK SKILLS TO HELP YOU BECOME EMPLOYED.

te

rbal
arters
s for

S
[back](#)

entation?

ot the
nore

than, "I liked your
drawing."

So

1.

2.

3.

4.

money
sit slipbal
ult/Tier

Workplace Connections Activity

WORKPLACE CONNECTION 15 180-12-1-1 EDSAA TEMPLATE

RESPONSIBILITY

Directions: Compare the bank statement to the receipt. Identify any errors.

Bill	Amount	Check Date	Date	Description	Amount
Rent	\$35.00	04/15/2021	04/22/2021	YouTube (2 items)	-\$35.00
Netflix	\$15.00	04/15/2021	04/16/2021	Rent	-\$35.00
Gym Fee	\$10.00	04/15/2021	04/15/2021	Payroll	\$110.00
			04/15/2021	Chips	-\$5.00
			04/15/2021	Moviefone	-\$10.00

1. What error was made in the transactions above?

Students will compare a bank statement to a list of bills to look for any differences. Enter each student's earnings from this lesson into [Bankability Payroll System](#) in the field called **Participation/Contributing**.

T3 Modify questioning to a [Yes/No](#) Format and adult/Tier 1 partner.

 YES	 NO
---------	--------

**PROGRESS
DATA IN
BANKABILITY**



Setting Boundaries with Independent Practice

Independent practice gives students the opportunity to exercise self-regulation.

S
a
H
D
F



Looking Ahead

- **Level 1 Social Economy** - Have your list of bills and rewards set up in Bankability! Here are some ideas to get you started!
- **Coaching & Rewards** - Schedule your one-week check-in call with your Coach! They can answer more questions once you implement a lesson plan with your students and identify the best resources to support your classroom needs.
- **Work Simulation** - Your coach will introduce you to the Work Simulation Competition and help brainstorm project ideas and partners! [Learn more.](#)



Supplemental Materials

Digitability



TechCrunch





WORKPLACE CONNECTIONT1 BANKING
RESPONSIBILITIES

| SE1.12.7.1 |

[GOOGLE TEMPLATE](#)

Directions: Compare the bank statement to the receipt. Identify any errors.

Date	Description	Amount
03/22/2021	YouTube (5 mins)	-\$10.00
03/19/2021	Rent	-\$50.00
03/15/2021	Payroll	\$119.00
03/13/2021	Chips	-\$5.00
03/13/2021	Movie Day	-\$12.00

Digitability™ Shop

★ ★ ★ ★ ★ ★ ★ ★ ★ ★ ★ ★ ★ ★ ★ ★

Purchase Receipt

★ ★ ★ ★ ★ ★ ★ ★ ★ ★ ★ ★ ★ ★ ★ ★

Items

Price

Bag of Chips

\$2.00

★ ★ ★ ★ ★ ★ ★ ★ ★ ★ ★ ★ ★ ★ ★ ★

Total

\$2.00

THANK YOU!

1. What error was made in the transactions above? _____

2. Why is it important to check your banking account frequently? _____

3. What should you do if you find an error on your account? _____

WORKPLACE CONNECTION

T2 BANKING
RESPONSIBILITIES

| SE1.12.6.2 |


[GOOGLE TEMPLATE](#)

Directions: Compare the bank statement to the receipt. Identify any errors.

Date	Description	Amount
03/22/2021	YouTube (5 mins)	-\$10.00
03/19/2021	Rent	-\$50.00
03/15/2021	Payroll	\$119.00
03/13/2021	Chips	-\$5.00
03/13/2021	Movie Day	-\$12.00



1. How much does your rent cost?

\$30.00

\$45.00

2. How much did you pay for rent?

\$20.00

\$50.00

3. Did you pay the correct amount for chips?

 Yes	 No
----------------	---------------

WORKPLACE CONNECTION

T3 BANKING
RESPONSIBILITIES

| SE1.12.6.3 |


[GOOGLE TEMPLATE](#)

Directions: Compare the bank statement to the receipt. Answer the questions below.

Date	Description	Amount
03/22/2021	YouTube (5 mins)	-\$10.00
03/19/2021	Rent	-\$50.00
03/15/2021	Payroll	\$119.00
03/13/2021	Chips	-\$5.00
03/13/2021	Movie Day	-\$12.00



1. Did you pay \$30.00 for rent?

 Yes	 No
---------	--------

2. Did you earn \$119 last payday?

 Yes	 No
---------	--------

3. Did you pay the correct amount for chips?

 Yes	 No
---------	--------





BANKABILITY & THE SOCIAL ECONOMY LEVEL 1: WORKPLACE CULTURE



SE1.GOALS MY INCOME GOALS: WARM UP ACTIVITY

Directions: Keep this page safe! After each lesson, mark down the date and the dollars you earned.




[Access the interactive Google Template Version.](#)

DATE	GOAL Income	DOLLARS EARNED:



YES



No

Level 1 Social Economy Lesson 1

IMAGE EXCHANGE CARD

SE1.NUMBERS

1	2	3	4
5	6	7	8
9	10	11	12
13	14	15	16
17	18	19	20

Level 1 Social Economy Lesson 12

IMAGE EXCHANGE CARD

SE1.12.1.2


Warm Up




Money added to
your account



Money subtracted
from your account



Date



Descriptions



Amount of money

Level 1 Social Economy Lesson 12

IMAGE EXCHANGE CARD

SE1.12.2.2

Info



Info

purchases were
made by you

were paid the right
amount

Name


Date




YES OR NO IMAGE EXCHANGE CARD

SE1.IEC.Y/N

Directions: To make a selection, right click on the YES or No box.



YES



NO



Level 1 Social Economy



Badge Board



[Access the interactive Google Template Version.](#)


SE1.BADGE



Digitability



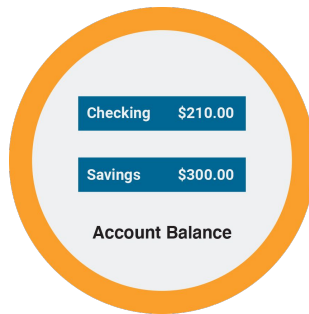
Employee



Income



Bankability



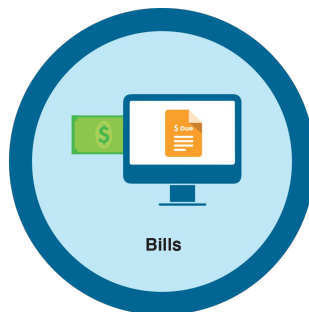
Account Balance



Transfer




Shop



Bills



Payday



Pay Stub



Bank Statement



Responsibilities



Bankability Master
Badge



WORD WALL PRINTOUT

SE1.11.3



**You will need to be responsible for
keeping your money safe.**



Access the interactive Google template version.

Responsibilities

Name

Date



T2

VOCAB BLOCK

SE1.12.4.2 | EXIT TICKET



[Access the interactive Google Template Version.](#)

Define:

Sentence:

Examples:

Draw:

**Banking
Responsibilities**



T3

TRACE 'N' LEARN

SE1.12.3.3 | EXIT TICKET



[Access the interactive Google Template Version.](#)

BANKING RESPONSIBLY

YOU WILL NEED TO BE

RESPONSIBLE FOR KEEPING

YOUR MONEY SAFE.

Level 1 Social Economy Lesson 12

IMAGE EXCHANGE CARD

SE1.12.5.2

Wra





T3

PEER TO PEER FEEDBACK CHEAT SHEET

SE1.FEEDBACK | EXIT TICKET



What kind of job do you want to have in the future?

What do you like to spend money on?

Create Your Own Question

Name

Date



T2

SENTENCE STARTER CHECKLIST

SE1.STARTERS | EXIT TICKET





SE1.TAG WRITING RUBRIC

Digitability™

Exit Ticket Part 1 Giving and Receiving Feedback for Workplace Communication Rubric

Teachers:

IEP Goal for Writing: Given a writing assignment at a ____ (grade/proficiency Level), Student will be able to compose a paragraph using the TAG Rubric in Digitability.

Every learner will have a range of writings skills. The goal is to demonstrate progress toward increasing writing skills through the repetition of the Exit Ticket Activity.

Writing Skills	Advanced	Proficient	Basic	Below Basic	Score
T & A: Turn Question into Topic Sentence and Answer Question	<p>Topic sentence clear, correctly placed and correctly answered. [4 points]</p> <p>Nice Job!</p>	<p>Topic sentence is either unclear or incorrectly placed but has a correct answer [3 points]</p> <p>Next Steps: For homework, you will revise your topic sentence to clearly introduce your topic.</p>	<p>Topic sentence is unclear but is correctly placed and has a correct answer [2 points]</p> <p>Next Steps: For homework, you will revise your topic sentence to clearly introduce your topic.</p>	<p>Topic sentence is unclear, incorrectly placed and did not have an accurate answer [1 point]</p> <p>Next Steps: For homework, you will revise your topic sentence to clearly introduce your topic.</p>	
G: Give Supporting Examples	<p>Paragraph(s) has/have three or more supporting example sentences that relate back to the topic sentence [4 points]</p> <p>Nice Job!</p>	<p>Paragraph(s) has/have two supporting detail sentences that relate back to the topic sentence. [3 points]</p> <p>Next Steps: For homework, you will revise your paragraph to include atleast 3 supporting details.</p>	<p>Paragraph(s) has/have one supporting example sentence that relates back to the topic sentence. [2 points]</p> <p>Next Steps: For homework, you will revise your paragraph to include atleast 3 supporting details.</p>	<p>Paragraph(s) has/have no supporting example sentences that relate back to the topic sentence. [1 point]</p> <p>Next Steps: For homework, you will revise your paragraph to include atleast 3 supporting details.</p>	

SE1.TAG WRITING RUBRIC

Legibility	<p>Legible handwriting, typing, or printing. [4 points]</p> <p>Nice Job!</p>	<p>Writing is legible in most places. [3 points]</p> <p>Next Steps: For homework, you will either rewrite or type up your paragraph(s) so that they are completely legible.</p>	<p>Writing is legible in some places. [2 points]</p> <p>Next Steps: For homework, you will either rewrite or type up your paragraph(s) so that they are completely legible.</p>	<p>Writing is not legible. [1 point]</p> <p>Next Steps: For homework, you will either rewrite or type up your paragraph(s) so that they are completely legible.</p>	
Mechanics	<p>Paragraph(s) has/have No errors in punctuation, capitalization and spelling. [4 points]</p> <p>Nice Job!</p>	<p>Paragraph(s) has/have 1-2 punctuation, capitalization and/or spelling errors. [3 points]</p> <p>Next Steps: For homework, you will correct all errors.</p>	<p>Paragraph(s) has/have 3-5 punctuation, capitalization and/or spelling errors. [2 points]</p> <p>Next Steps: For homework, you will correct all errors.</p>	<p>Paragraph(s) has/have 6+ punctuation, capitalization and/or spelling errors. [1 point]</p> <p>Next Steps: For homework, you will correct all errors.</p>	
Creativity/Style	<p>Makes writing descriptive by using 5-10 adverbs, adjectives and/or prepositional phrases appropriately in each paragraph ALL of the time. [4 points]</p> <p>Nice Job!</p>	<p>Makes writing descriptive by using 5-10 adverbs, adjectives and/or prepositional phrases appropriately in each paragraph MOST of the time. [3 points]</p> <p>Next Steps: For homework, you will rewrite your paragraph(s) with 5-10 adverbs, adjectives, and/or prepositional phrases.</p>	<p>Makes writing descriptive by using 5-10 adverbs, adjective and/or prepositional phrases appropriately in each paragraph SOME of the time. [2 points]</p> <p>Next Steps: For homework, you will rewrite your paragraph(s) with 5-10 adverbs, adjectives, and/or prepositional phrases.</p>	<p>Does not use adverbs, adjectives and/or prepositional phrases to make writing descriptive. [1 point]</p> <p>Next Steps: For homework, you will rewrite your paragraph(s) with 5-10 adverbs, adjectives, and/or prepositional phrases.</p>	
					Total Score:



Access the interactive Google Template Version.

SE1.EXIT TICKET RUBRIC

Digitability™

Exit Ticket Part 2 Giving and Receiving Feedback for Workplace
Communication Rubric



Total



Deposit Slip

Date _____

Name _____

Cash

Checks

Total



Deposit Slip

Date _____

Name _____

Cash

Checks

Total



Deposit Slip

Date _____

Name _____

Cash

Checks

Total



Deposit Slip

Date _____

Name _____

Cash

Checks

Total



Deposit Slip

Date _____

Name _____

Cash

Checks

Total



Deposit Slip

Date _____

Name _____

Cash

Checks

Total
