


What's New?

Curriculum



Work Simulation 1A: Workplace Routines Lesson 1: What is a Work Simulation?

Lesson Overview

You will be hired as an employee to complete a project with your team. As an employee you will practice workplace routines like collaborating, managing your job tasks and problem solving.

Objective

Students will be able to create a Work-ready Portfolio to showcase to future employers via Digitability Work Simulation Projects.

What You Need:

- Printed Money
- Differentiated Resources (Warm-up, Word Wall Badge, Exit Ticket, Etc.)
- Executive Dollar Tracker
- TAG Writing Rubric
- Exit Ticket Part 2 Rubric for Scoring & Bankability Entry
- Deposit Slips
- Optional: Google Slide Online Lesson Plan
- Lesson Video: [Work Simulation](#)
 - Click on Videos > Select Level 5 Work Simulations > Select Unit WSTA: Introduction to the Workplace > Select Work Simulation

This Lesson Connect to:

✓ Social Skills	✓ Financial Literacy
✓ Functional Academics	✓ Digital Literacy
✓ Workplace Readiness	✓ Workplace Communication

Workplace Connection Activity (WCA)

In this lesson's Workplace Connection, students will identify the skills they currently have that will help them be successful and skills they would like to strengthen in their Work Simulation.

WARM UP & LESSON VIDEO

Social Economy: Workplace Culture

1. "For a Participation Dollar, (Student Name) how much money did you earn yesterday?"
2. "For a Participation Dollar, raise your hand and tell me how many dollars you would like to earn today?"
3. " (Student Name) said (repeat answer) dollars. Nice job earning a Participation Dollar! Who else would like to earn a Participation Dollar?"
4. Give each student a My Income Goals handout or electronic copy. "For a Participation Dollar, enter the amount of money you want to earn under Goal Income."
5. "For a Participation Dollar, who can tell me what what income is?"
Possible Answers: money you are paid for completing work
6. " (Student Name) thinks of (repeat answer). Nice job earning a Participation Dollar!"
7. "For a Participation Dollar, who can tell me how you will earn your income with Digitability?"
Possible Answers: participating, earning badges, demonstrating successful workplace behaviors
8. " (Student Name) said (repeat answer). Nice job earning a Participation Dollar!"
9. "For a participation dollar, who can tell me the name of our next badge?"
10. " (Student Name) said (repeat answer). Nice job earning a Participation Dollar!"
11. Bring attention to the screen. "Let's watch this lesson. I know that (Student Name) is actively watching because he has his eyes on the screen. When you hear the word 'Bankability Account' give me a thumbs up and I'll add participation dollars."
12. Play video Bankability Account
Do not go on to the activity just yet.

Ways to Differentiate

- T1 Use 5 Types of Prompting for verbal responses.
- T2 Use My Income Goals for prompting.
- T3 Modify questioning to a Yes/No Format.

Ways to Differentiate

- T1 Use 5 Types of Prompting for verbal responses.
- T2 Use Image Exchange Cards for prompting.
- T3 Modify questioning to a Yes/No Format.

3
Training videos are designed to be explicit.



Redesigned lesson plans linked to all the print-ready and digital resources you may need.

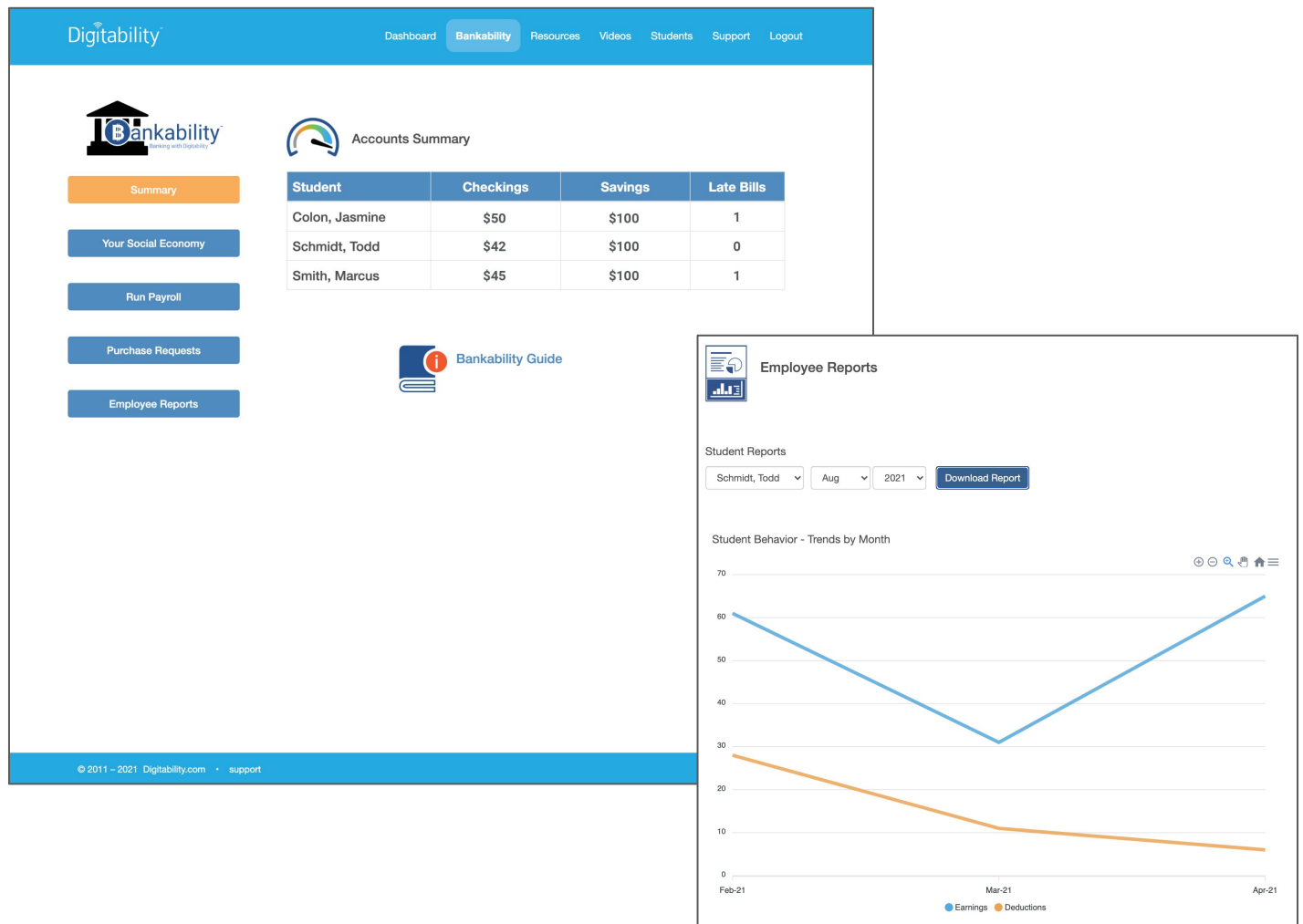


All new Social Economy Lesson Plans designed to systematically introduce students to financial literacy through Bankability.



Updated Work Simulation 1 lesson plans created to be explicit while delivering Transition services.

Teacher Experience



Teachers are now able to see student account balances and overdue bills from their Bankability page.



Student reports have been redesigned to streamline the data-tracking progress toward IEP goals.



Reports now include annual goals in the area of financial literacy, workplace communication, and workplace behavior.

Student Experience

The left screenshot displays the Bankability dashboard. At the top, the Digitability logo is on the left, and 'Home', 'Bankability', and 'Logout' links are on the right. Below the logo, the 'Checking Account Balance: \$622.00' and 'Savings Account Balance: \$25.00' are shown. A sidebar on the left contains buttons for 'Summary', 'Statements', 'Pay Stubs', 'Pay Bills', 'Shop', 'Set a Budget', and 'Transfer Funds'. The main content area features a 'Bills Due' table, an 'Approved Purchases' table, and a 'Recent Transactions' section.

Bills Due	Date
Rent	07/01/2021
Wifi	07/15/2021
Rent	08/01/2021
Rent	09/01/2021
Recreation Fee	09/01/2021
Wifi	09/15/2021
Rent	10/01/2021
Recreation Fee	10/01/2021

Approved Purchases	Date
Virtual Field Trip	05/05/2021
YouTube (5 mins)	

The right screenshot shows the 'Level: Internet Navigator' lesson screen. It features a 'LESSONS' dropdown menu on the left and a grid of 12 circular icons on the right. The icons represent various financial concepts: Digitability, Income, Bankability, Account Balance, Transfer, Shop, Bills, Payday, Pay Stubs, Bank Statements, and Responsibility. The footer of the right screenshot includes the copyright notice '© 2011 - 2021 Digitability.com' and the support link.



Students will notice their Bankability layout has been redesigned.



Students who have “ungated” access to badges will now see a drop-down menu to help them navigate through the lessons more efficiently.

Digitability™



Icebreaker Activities

Bingo

Digitability™

Instructions:

- 1) Tell students ***"We are going to participate in an interview activity where you will ask each other questions."***
- 2) Distribute Bingo board to each student.
- 3) Inform students ***"With your Bingo card in hand, you will be moving around the room looking for someone who matches a description on your Bingo card. Once you have matched the person you are interviewing to a statement on your Bingo card, you will move on to interview someone else. Someone may not sign your card twice until you have collected a signature from everyone else."***
- 4) Prompt students ***"We will have 10 minutes to collect as many signatures as you can. Remember, once you get a signature, find some new for the next square. Stand up with your card. Begin."***

Differentiated Instruction:

- If a student is unable to sign their name, they may initial, place an "X"
- Some students may be assigned a partner for support.
- Alternatively, the activity can be completed whole group. Distribute Bingo cards to all students and use "Cutouts for Getting to Know Your Coworkers" to randomly select statements. Read statements out loud and students may raise their hand if it relates to them.

Name

Date



Intro

GETTING TO KNOW YOUR COWORKERS BINGO!

Directions: Meet your coworkers! Walk around and introduce yourself. Ask one question Find someone who has done each activity before and write their name in that box. Each person's name can only be used one time. Try to get as many names as you can!












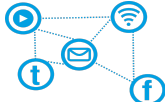








 Has sent an email _____ (name)	 Has their own cell phone _____ (name)	 Has a Gmail account _____ (name)	 Plays video games online with others _____ (name)	 Watched YouTube _____ (name)
 Has a bank account _____ (name)	 Has posted a comment online _____ (name)	 Has used the like button online _____ (name)	 Has gotten paid for work or chores _____ (name)	 Used Google Slides before. _____ (name)
 Has their own computer _____ (name)	 Has a social media account _____ (name)	 Used Google Documents before. _____ (name)	 Used video chat before. _____ (name)	 Messaged someone online before. _____ (name)
 Has a video game console _____ (name)	 Watches videos online. _____ (name)	 Posted a picture online _____ (name)	 Searched the internet _____ (name)	 Has their own email account _____ (name)



Intro

GETTING TO KNOW YOUR COWORKERS BINGO!





















Directions: Meet your coworkers! Walk around and introduce yourself. Find someone who has done each activity before. Cross that box off with your initials or an X until they are all filled.

 Has sent an email	 Has their own cell phone	 Has a Gmail account	 Plays video games online with others	 Watched YouTube
 Has a bank account	 Has posted a comment online	 Has used the like button online	 Has gotten paid for work or chores	 Used Google Slides before.
 Has their own computer	 Has a social media account	 Used Google Documents before.	 Used video chat before.	 Messaged someone online before.
 Has a video game console	 Watches videos online.	 Posted a picture online	 Searched the internet	 Has their own email account

Intro

CUTOUTS FOR GETTING TO KNOW YOUR COWORKERS BINGO!

Teacher Directions: Cut each bingo card out and put them in a hat or container. Call individual students to come up and pick a bingo card out of the hat. If a student has done this tasks before they can

 Has sent an email	 Has their own cell phone	 Has a Gmail account	 Plays video games online with others	 Watched YouTube
 Has a bank account	 Has posted a comment online	 Has used the like button online	 Has gotten paid for work or chores	 Used Google Slides before.
 Has their own computer	 Has a social media account	 Used Google Documents before.	 Used video chat before.	 Messaged someone online before.
 Has a video game console	 Watches videos online.	 Posted a picture online	 Searched the internet	 Has their own email account

Name












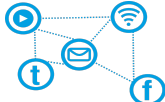








Date



Intro

GETTING TO KNOW YOUR COWORKERS BINGO!

Directions: Meet your coworkers! Walk around and introduce yourself. Find someone who has done each activity before. Point to each activity that they have done!

 Has sent an email	 Has their own cell phone	 Has a Gmail account	 Plays video games online with others	 Watched YouTube
 Has a bank account	 Has posted a comment online	 Has used the like button online	 Has gotten paid for work or chores	 Used Google Slides before.
 Has their own computer	 Has a social media account	 Used Google Documents before.	 Used video chat before.	 Messaged someone online before.
 Has a video game console	 Watches videos online.	 Posted a picture online	 Searched the internet	 Has their own email account

Digitability™



Icebreaker Activities

Getting to Know Your Coworkers Inventory

Digitability™

Instructions:

- 1) Tell students ***“Read each statement on your inventory. If the statement applies to you, circle yes. If the statement does not apply to you, circle no.”***
- 2) Once students have responded to each statement, prompt students ***“Add up all your yes and no answers. Then find your level of experience based on your “yes” responses.”***
- 3) Ask students to share their responses and add details so others can learn more about them.

Differentiated Instruction:

- Tier 2 activities have picture supports for students needing additional assistance.
- Read statements to students aloud so they can check yes or no.
- Students may point to their answer.
- Students may share experiences with the class.

Name

Date

Intro
T1

GETTING TO KNOW YOUR COWORKERS INVENTORY

Directions: Read each question. Circle yes or no. Then add them up to get your results!

1. I have chores to do at home.
2. I have had a job before.
3. I got paid for doing a job or chore.
4. I have had my own money.
5. I have a piggy bank.
6. I have a bank account.
7. I have paid for something at the store.
8. I have a computer/tablet at home.
9. I have a video game console at home.
10. I have my own cell phone.

<input checked="" type="checkbox"/> Yes	<input type="checkbox"/> No
<input checked="" type="checkbox"/> Yes	<input type="checkbox"/> No
<input checked="" type="checkbox"/> Yes	<input type="checkbox"/> No
<input checked="" type="checkbox"/> Yes	<input type="checkbox"/> No
<input checked="" type="checkbox"/> Yes	<input type="checkbox"/> No
<input checked="" type="checkbox"/> Yes	<input type="checkbox"/> No
<input checked="" type="checkbox"/> Yes	<input type="checkbox"/> No
<input checked="" type="checkbox"/> Yes	<input type="checkbox"/> No
<input checked="" type="checkbox"/> Yes	<input type="checkbox"/> No
<input checked="" type="checkbox"/> Yes	<input type="checkbox"/> No
Total: <input type="text"/>	

How many 'Yes' answers do you have circled?

1-2	3-4	5-6	7-8	9-10
Intern \$1	Apprentice \$2	Employee \$3	Manager \$4	Executive \$5

Intro
T2

GETTING TO KNOW YOUR COWORKERS INVENTORY

Directions: Read each question. Circle yes or no. Then add them up to get your results!

1. I have chores to do at home.



2. I have had a job before.



3. I got paid for doing a job or chore.



4. I have had my own money.



5. I have a piggy bank.



6. I have a bank account.



7. I have paid for something at the store.



8. I have a computer/tablet at home.



9. I have a video game console at home.



10. I have my own cell phone.



<input type="checkbox"/>	<input checked="" type="checkbox"/>	<input type="checkbox"/>	<input checked="" type="checkbox"/>
	Yes		No
<input type="checkbox"/>	<input checked="" type="checkbox"/>	<input type="checkbox"/>	<input checked="" type="checkbox"/>
	Yes		No
<input type="checkbox"/>	<input checked="" type="checkbox"/>	<input type="checkbox"/>	<input checked="" type="checkbox"/>
	Yes		No
<input type="checkbox"/>	<input checked="" type="checkbox"/>	<input type="checkbox"/>	<input checked="" type="checkbox"/>
	Yes		No
<input type="checkbox"/>	<input checked="" type="checkbox"/>	<input type="checkbox"/>	<input checked="" type="checkbox"/>
	Yes		No
<input type="checkbox"/>	<input checked="" type="checkbox"/>	<input type="checkbox"/>	<input checked="" type="checkbox"/>
	Yes		No
<input type="checkbox"/>	<input checked="" type="checkbox"/>	<input type="checkbox"/>	<input checked="" type="checkbox"/>
	Yes		No
Total:		<input type="text"/>	<input type="text"/>

How many 'Yes' answers do you have circled?

1-2	3-4	5-6	7-8	9-10
Intern \$1	Apprentice \$2	Employee \$3	Manager \$4	Executive \$5

Name Date Intro
T1

GETTING TO KNOW YOUR COWORKERS INVENTORY

Directions: Read each question. Circle yes or no. Then add them up to get your results!

1. I have used the internet before.
2. I use the internet to talk to people all over the world.
3. I have searched for something on the internet before.
4. I have shared something on the internet before.
5. I have gone to a website before.
6. I have used Google before.
7. I have used an app before.
8. I have posted a comment on the internet before.
9. I have posted a picture on the internet before.
10. I know what private information is.

<input checked="" type="checkbox"/>	<input type="checkbox"/>
Yes	No
<input checked="" type="checkbox"/>	<input type="checkbox"/>
Yes	No
<input checked="" type="checkbox"/>	<input type="checkbox"/>
Yes	No
<input checked="" type="checkbox"/>	<input type="checkbox"/>
Yes	No
<input checked="" type="checkbox"/>	<input type="checkbox"/>
Yes	No
<input checked="" type="checkbox"/>	<input type="checkbox"/>
Yes	No
<input checked="" type="checkbox"/>	<input type="checkbox"/>
Yes	No
Total: <input type="text"/>	

How many 'Yes' answers do you have circled?

1-2	3-4	5-6	7-8	9-10
Intern \$1	Apprentice \$2	Employee \$3	Manager \$4	Executive \$5

Name

Date

Intro
T2

GETTING TO KNOW YOUR COWORKERS INVENTORY

Directions: Read each question. Circle yes or no. Then add them up to get your results!

1. I have used the internet before.



2. I use the internet to talk to people all over the world.



3. I have searched for something on the internet before.



4. I have shared something on the internet before.



5. I have gone to a website before.



6. I have used Google before.



7. I have used an app before.



8. I have posted a comment on the internet before.



9. I have posted a picture on the internet before.



10. I know what private information is.



<input checked="" type="checkbox"/> Yes	<input type="checkbox"/> No
<input checked="" type="checkbox"/> Yes	<input type="checkbox"/> No
<input checked="" type="checkbox"/> Yes	<input type="checkbox"/> No
<input checked="" type="checkbox"/> Yes	<input type="checkbox"/> No
<input checked="" type="checkbox"/> Yes	<input type="checkbox"/> No
<input checked="" type="checkbox"/> Yes	<input type="checkbox"/> No
<input checked="" type="checkbox"/> Yes	<input type="checkbox"/> No
<input checked="" type="checkbox"/> Yes	<input type="checkbox"/> No
<input checked="" type="checkbox"/> Yes	<input type="checkbox"/> No
<input checked="" type="checkbox"/> Yes	<input type="checkbox"/> No
Total:	

How many 'Yes' answers do you have circled?

1-2	3-4	5-6	7-8	9-10
Intern \$1	Apprentice \$2	Employee \$3	Manager \$4	Executive \$5

Name

Date

Intro
T1

GETTING TO KNOW YOUR COWORKERS INVENTORY

Directions: Read each question. Circle yes or no. Then add them up to get your results!

1. I have my own email account.
2. I have an email address.
3. I received an email before.
4. I sent an email before.
5. I chatted with someone on the internet before.
6. I watched videos on the internet before.
7. I talked to someone on video chat.
8. I use social media.
9. I play video games online with others.
10. I liked something on the internet before. (like button)

<input checked="" type="checkbox"/>	<input type="checkbox"/>
Yes	No
<input checked="" type="checkbox"/>	<input type="checkbox"/>
Yes	No
<input checked="" type="checkbox"/>	<input type="checkbox"/>
Yes	No
<input checked="" type="checkbox"/>	<input type="checkbox"/>
Yes	No
<input checked="" type="checkbox"/>	<input type="checkbox"/>
Yes	No
<input checked="" type="checkbox"/>	<input type="checkbox"/>
Yes	No
<input checked="" type="checkbox"/>	<input type="checkbox"/>
Yes	No
<input checked="" type="checkbox"/>	<input type="checkbox"/>
Yes	No
Total:	

How many 'Yes' answers do you have circled?

1-2	3-4	5-6	7-8	9-10
Intern \$1	Apprentice \$2	Employee \$3	Manager \$4	Executive \$5

Name Date Intro
T1

GETTING TO KNOW YOUR COWORKERS INVENTORY

Directions: Read each question. Circle yes or no. Then add them up to get your results!

1. I have a Gmail.
2. I have used Google Drive.
3. I have used Google Calendar.
4. I have used Google Documents
5. I have used Google Slides.
6. I have used Google Forms.
7. I have worked on a project online with someone else.
8. I have shared a document with someone.
9. I have a Linkedin account.
10. I uploaded videos to Youtube before.

<input checked="" type="checkbox"/> Yes	<input type="checkbox"/> No
<input checked="" type="checkbox"/> Yes	<input type="checkbox"/> No
<input checked="" type="checkbox"/> Yes	<input type="checkbox"/> No
<input checked="" type="checkbox"/> Yes	<input type="checkbox"/> No
<input checked="" type="checkbox"/> Yes	<input type="checkbox"/> No
<input checked="" type="checkbox"/> Yes	<input type="checkbox"/> No
<input checked="" type="checkbox"/> Yes	<input type="checkbox"/> No
<input checked="" type="checkbox"/> Yes	<input type="checkbox"/> No
<input checked="" type="checkbox"/> Yes	<input type="checkbox"/> No
<input checked="" type="checkbox"/> Yes	<input type="checkbox"/> No
Total: <input type="text"/>	

How many 'Yes' answers do you have circled?

1-2	3-4	5-6	7-8	9-10
Intern \$1	Apprentice \$2	Employee \$3	Manager \$4	Executive \$5