



End of Week Reflection

Extension Activity



TechCrunch



End of Week Reflection

Materials:

- Bankability End of Week Reflection
- Bankability Dollars
- Bankability Dollar Tracker
- Yes/No Answer Board

Directions:

Use the provided End of Week Reflection to incorporate into your weekly routines. Students will use this form to reflect on their weekly earnings, goals, and progress toward their monthly budget.

Differentiation:

Tier 1: Students can write a sentences or bulleted sequence to explain their financial habits and future goals. (ex. What goals do you have for next week?)

Tier 2: Students can verbally describe or explain a Bankability routine or procedure.

Tier 3: Students can use yes/no Image Board or a thumbs up/down to explain their financial habits. (Ex. Didi you earn money that day?)

Name

Date



T1

End of Week Reflection

Directions: Use your Student Dollar Tracker to answer questions about this week's financial habits.

Date:

Earnings:

Weekly Total:

Behaviors I earned money for this week:

- _____
- _____
- _____
- _____
- _____

Behaviors I had money deducted for this week:

- _____
- _____
- _____
- _____
- _____

One thing I did well this week was _____.

I need more help with _____.

BUDGET PROGRESS	Weekly Progress	Monthly Goals
Income		
Purchases		
Bills		
Fees		

Based on this week's earnings, I _____ on track to meet my monthly budget.
(am / am not)

Next Step - (Things I can do better next week)

- _____
- _____
- _____
- _____

My goal for next week is to earn \$ _____ dollars.

Name

Date



T2 End of Week Reflection

Directions: Use your Student Dollar Tracker to answer questions about this week's financial habits.

Date:					
Earnings:					

Behaviors I earned money for this week:

- Exit Tickets
- Employee Salary
- Participation
- On-Task/ Following Directions
- Collaborating
- Encouraging
- Helping
- Greeting Others
- Problem Solving
- Sharing
- Bonus

Weekly Total:

Behaviors I had money deducted for this week:

- Watching unassigned videos
- Interrupting
- Off-Task/ Not Following Directions
- Arguing
- Disrespect/Teasing
- Complaining/ Whining
- Off-Topic Comment
- Aggression
- UMAPA

One thing I did well this week was _____.

I need more help with _____.

BUDGET PROGRESS	Weekly Progress	Monthly Goals
Income		
Purchases		
Bills		
Fees		

Based on this week's earnings, I **(am / am not)** on track to meet my monthly budget.

Next Step - (Things I can do better next week)

- Give/ Receive Feedback
- Spend more time on-task
- Participate in class more
- Complete assigned tasks

My goal for next week is to earn \$ _____ dollars.

Name

Date



T2

End of Week Reflection

Directions: Use your Student Dollar Tracker to answer questions about this week's financial habits.









Date:	Monday	Tuesday	Wednesday	Thursday	Friday
Did you earn?	<input type="checkbox"/> Yes <input type="checkbox"/> No	<input type="checkbox"/> Yes <input type="checkbox"/> No	<input type="checkbox"/> Yes <input type="checkbox"/> No	<input type="checkbox"/> Yes <input type="checkbox"/> No	<input type="checkbox"/> Yes <input type="checkbox"/> No

Behaviors I earned money for this week:

- Exit Tickets
- Employee Salary
- Participation
- On-Task/ Following Directions
- Collaborating
- Encouraging
- Helping
- Greeting Others
- Problem Solving
- Sharing
- Bonus

Behaviors I had money deducted for this week:

- Watching unassigned videos
- Interrupting
- Off-Task/ Not Following Directions
- Arguing
- Disrespect/Teasing
- Complaining/ Whining
- Off-Topic Comment
- Aggression
- UMAPA


BUDGET PROGRESS	Did you earn or spend for this?
Income	<div style="display: flex; justify-content: space-around; align-items: center;"> <div style="border: 1px solid black; padding: 5px; text-align: center;">  Yes </div> <div style="border: 1px solid black; padding: 5px; text-align: center;">  No </div> </div>
Purchases	<div style="display: flex; justify-content: space-around; align-items: center;"> <div style="border: 1px solid black; padding: 5px; text-align: center;">  Yes </div> <div style="border: 1px solid black; padding: 5px; text-align: center;">  No </div> </div>
Bills	<div style="display: flex; justify-content: space-around; align-items: center;"> <div style="border: 1px solid black; padding: 5px; text-align: center;">  Yes </div> <div style="border: 1px solid black; padding: 5px; text-align: center;">  No </div> </div>
Fees	<div style="display: flex; justify-content: space-around; align-items: center;"> <div style="border: 1px solid black; padding: 5px; text-align: center;">  Yes </div> <div style="border: 1px solid black; padding: 5px; text-align: center;">  No </div> </div>


Based on this week's earnings, I (**am / am not**) on track to meet my monthly budget.

Next Step - (Things I can do better next week)

- Give/ Receive Feedback
- Spend more time on-task
- Participate in class more
- Complete assigned tasks

Will you earn more next week?


Yes


No



Supplemental Materials

Digitability



TechCrunch





BANKABILITY & THE SOCIAL ECONOMY LEVEL 1: WORKPLACE CULTURE


SE1.GOALS MY INCOME GOALS: WARM UP ACTIVITY

Directions: Keep this page safe! After each lesson, mark down the date and the dollars you earned.



[Access the interactive Google Template Version.](#)

DATE	GOAL Income	DOLLARS EARNED:



YES



No




[Find All Bills Here](#)




YES OR NO IMAGE EXCHANGE CARD

SE1.IEC.Y/N

Directions: To make a selection, right click on the YES or No box.



YES




NO

Like this resource? Want more?

Request a quote to unlock the complete Digitability and Bankability program!


Digitability's work-ready program has everything you need.

Bring an easy-to-use life skills curriculum that works for all of your students.



Comprehensive Curriculum

Lesson plans address a *variety of domains* and are scripted and differentiated with all modified resources available as Google Doc templates and print-ready resources.



Virtual Banking App

Bankability is the first special education program that allows students

Get Your FREE Quote and Packet!

First Name*

Last Name*

Title*

School or Organization*

Estimated number of student users:*

Estimated number of teacher users:*

Email*

Phone*

What products are you interested in?*

Click Here!



TechCrunch

