



INFORMAL ASSESSMENT


During the Informal Assessment you will prompt several students to recall a variety of concepts from the video.

11.  *"For a Participation Dollar, what does the video say Digitability will teach you?"*

Possible Answers: new work skills, technology, communication


 Structure prompting to get multiple students to recall the key concept using language from the video. **Key Concept:** "Digitability will teach you new work skills to help you become employed."

Optional: Write the term and definition in notebooks after student responses.

12.  *"(Student Name) said (repeat answer). Nice job earning a Participation Dollar!"*

13.  *"For a Participation Dollar, what does the video say you will earn?"*

Possible Answers: badges, virtual dollars

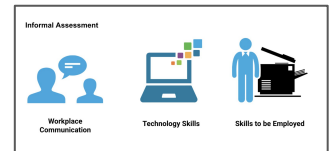
14.  *"(Student Name) said (repeat answer). Nice job earning a Participation Dollar!"*

At the end of the Informal Assessment section, have all students repeat the key concept of the lesson: **Key Concept:** "Digitability will teach you new work skills to help you become employed."


Ways to Differentiate


T1 Use [5 Types of Prompting](#) for verbal responses.

T2 Use [Informal Assessment IECs](#) for prompting.




T3 Modify questioning to a [Yes/No](#) Format.




 **Pro Tip:** Use [Positive Narration](#) to call out earnings for each student in the class: "[Name] has earned three dollars for participating..."


ONLINE ACTIVITY

15.  *"For a Participation Dollar, who would like to lead our team in completing this activity?"* Select a student.

16.  *"(Student Name) come on up! Nice job earning a Participation Dollar!"*

17. Prompt the student to click the Activity button displayed at the end of the lesson video.

18.  When the activity is displayed, ask the student to survey their peers on the correct answer. *"How can you get feedback from the team?"*

19.  After receiving input from the class, tell the student, *"You have received feedback from your peers. Now YOU will need to make the final decision."*

a. If the student clicks on the correct answer, have the student or whole class dance to the music!


b. If the student chooses an incorrect answer, try again with some help, until the badge is unlocked.

Ways to Differentiate

T1 Use [Verbal Prompting](#) to suggest methods for surveying class.

T2 Use [Increased Assistance Methods](#).

T3 Use [Physical Prompting](#) by providing hand-over-hand assistance to select the answer choice.

 **Pro Tip:** The goal is for the student to independently lead this activity. Each student will require different levels of prompting, but overtime should increase their social skills.



Supplemental Materials

Digitability



TechCrunch





[illegible]



BANKABILITY & THE SOCIAL ECONOMY LEVEL 1: WORKPLACE CULTURE


SE1.GOALS MY INCOME GOALS: WARM UP ACTIVITY

Directions: Keep this page safe! After each lesson, mark down the date and the dollars you earned.




[Access the interactive Google Template Version.](#)

DATE	GOAL Income	DOLLARS EARNED:



YES



No

Level 1 Social Economy Lesson 1

IMAGE EXCHANGE CARD

SE1.1.1.1


Warm Up



Computer



Phone



Tablet



Video Game
Creator



Waiter/Waitress



Clerk

Level 1 Social Economy Lesson 1

IMAGE EXCHANGE CARD

SE1.1.1.2


Informal Assessment



**Workplace
Communication**



Technology Skills



Skills to be Employed



Virtual money




Badges




YES OR NO IMAGE EXCHANGE CARD

SE1.IEC.Y/N

Directions: To make a selection, right click on the YES or No box.



YES



NO