

Digitability™



Income and Expenses

Extension Activity



TechCrunch



Digitability™

Instructions:

- 1) Distribute T1, T2, or T3 resources to students.
- 2) Tell students ***“We are going to practice calculating “Income,” the money you earn and “Expenses,” the money that you spend.***
- 3) Inform students ***“When you earn income, money is added to your account balance. When you have expenses, money is subtracted from your account balance..”***
- 4) Inform students, **“ Working with your group, you will pick take turns picking income and expense cards.”** Model pulling a card.. **“Based on what the card says, you will either add the amount to your income or subtract it as an expense.”** Point to columns on student worksheets.
- 5) Tell students **“I’ll set a timer for 15 minutes. When the timer goes off, we will review our cards and share out answers.”**

Differentiated Instruction:

- Complete activity whole group so all students are working on the same card.
- Read cards aloud for students who need assistance
- Provide staff support to monitor activity in small groups

Incorporate Bankability:

- Teachers will enter dollar amounts to the students’ Bankability accounts. [Click here to learn more about our Virtual Banking System- Bankability](#)
- Students will answer questions during the activity and earn Bankability dollars for following directions, participating, and remaining on-task.

**While meeting a friend for breakfast,
you ordered coffee and a bagel.**

You spend \$11

**You receive a check for two weeks of
work.**

You earned \$115

**You came down with a cold and visited
Urgent Care.**

You owe \$25

**During your workday you were seen
collaborating with your coworker..**

You earned \$6

**During your work shift you argued with
a coworker about cars.**

You spend \$2

**Because of your hard work, your boss
wants to give you a bonus.**

You earned \$25

You receive a tax bill from the IRS.

You owe \$9

**You complete all of your assigned
tasks.**

You earned \$8

Your rent is due on the 1st of the month

You owe \$75

**You helped your neighbor shovel their
driveway.**

You earned \$10

Name

Date



T1

INCOME & EXPENSES

Directions: As cards are read aloud, track the income and expenses.

| DESCRIPTION | INCOME: | EXPENSE: | TOTAL: |
|------------------|---------|----------|--------|
| Starting balance | | | \$100 |
| | | | |
| | | | |
| | | | |
| | | | |
| | | | |
| | | | |
| | | | |
| | | | |
| | | | |
| | | | |
| | | | |
| | | | |
| | | | |

Total:

Name

Date



T2

INCOME & EXPENSES

Directions: Read through the list of items and determine if it is a “want” or a “need” by checking the correct box. .

| DESCRIPTION | INCOME: | EXPENSE: | TOTAL: |
|------------------|---------|----------|--------|
| Starting balance | | | \$100 |
| Pay Check | | X | |
| Breakfast | X | | |
| Urgent Care | X | | |
| Collaborating | | X | |
| Arguing | X | | |
| Bonus | | X | |
| Taxes | X | | |
| Task Completion | | X | |
| Rent | X | | |
| Shoveling | | X | |
| | | | |

Total:

Name

Date



T3

INCOME & EXPENSES

Directions: Trace your monthly income and expenses. Circle your new total. .

| DESCRIPTION | INCOME: | EXPENSE: | TOTAL: |
|------------------|---------|----------|--------|
| Starting balance | | | \$100 |
| Pay Check | \$ 115 | | |
| Breakfast | | \$ 11 | |
| Urgent Care | | \$ 25 | |
| Collaborating | \$ 6 | | |
| Arguing | | \$ 2 | |
| Bonus | \$ 25 | | |
| Taxes | | \$ 9 | |
| Task Completion | \$ 8 | | |
| Rent | | \$ 75 | |
| Shoveling | \$ 10 | | |

Total Amount:

\$15

\$142



Supplemental Materials

Digitability



TechCrunch





BANKABILITY & THE SOCIAL ECONOMY LEVEL 1: WORKPLACE CULTURE


SE1.GOALS MY INCOME GOALS: WARM UP ACTIVITY

Directions: Keep this page safe! After each lesson, mark down the date and the dollars you earned.



[Access the interactive Google Template Version.](#)

| DATE | GOAL Income | DOLLARS EARNED: |
|------|-------------|-----------------|
| | | |
| | | |
| | | |
| | | |
| | | |



YES



No




[Find All Bills Here](#)




YES OR NO IMAGE EXCHANGE CARD

SE1.IEC.Y/N

Directions: To make a selection, right click on the YES or No box.



YES




NO

Like this resource? Want more?

Request a quote to unlock the complete Digitability and Bankability program!


Digitability's work-ready program has everything you need.

Bring an easy-to-use life skills curriculum that works for all of your students.



Comprehensive Curriculum

Lesson plans address a *variety of domains* and are scripted and differentiated with all modified resources available as Google Doc templates and print-ready resources.



Virtual Banking App

Bankability is the first special education program that allows students

Get Your FREE Quote and Packet!

First Name*

Last Name*

Title*

School or Organization*

Estimated number of student users:*

Estimated number of teacher users:*

Email*

Phone*

What products are you interested in?*

Click Here!



TechCrunch

