

Digitability™



Needs Vs. Want

Extension Activity



TechCrunch



Digitability™

Instructions:

- 1) Hang “Wants” and “Needs” poster on opposite walls in room. .
- 2) Tell students ***“We are going to participate in an activity that will help us explore the differences between our wants and needs.”***
- 3) Inform students ***“When creating a budget for yourself, it is important to decide what items you need in your life. Needs are necessary for your survival and health. Items that you want are nice to have and may make you feel good, but if you did not have it you would survive.”***
- 4) Inform students, **“ I am going to read call out an item and you will determine if that is a “need” or a “want” . If it is a “need”, you will walk to this wall.”** Point to wall labeled “Need”. **“If it is something you want, you will walk to this wall.”** Point to wall labeled “Want”.
- 5) Once students have moved to the wall they have selected call on 2-3 students to defend why they chose their position. Repeat for all items on the provided list.

Differentiated Instruction:

- If a student is unable to independently cut, have materials ready for them.
- Some students may be assigned a partner for support.

Incorporate Bankability:

- Teachers will enter dollar amounts to the students’ Bankability accounts. [Click here to learn more about our Virtual Banking System- Bankability](#)
- Students will answer questions during the activity and earn Bankability dollars for following directions, participating, and remaining on-task.



Teacher

WANTS/NEEDS LIST

Directions: Call out each item on the list below and allow students to determine if it is a “want” or a “need” by moving to the correct poster. Call 2-3 students to defend their thinking.

ITEM

- Rent for an apartment
- Cell phone bill
- Groceries
- Bus pass
- A present for your girlfriend
- A soda on your walk home
- Water bill
- A new computer
- Clothes for work
- Electricity bill

NEW DESIGNS

WANTS

Name

Date



T1

WANTS/NEEDS LIST

Directions: Read through the list of items and determine if it is a “want” or a “need” by checking the correct box. .

ITEM

NEED

WANT

- Rent for an apartment
- Cell phone bill
- Groceries
- Bus pass
- A present for your girlfriend
- A soda on your walk home
- Water bill
- A new computer
- Clothes for work
- Electricity bill



Supplemental Materials

Digitability



TechCrunch





BANKABILITY & THE SOCIAL ECONOMY LEVEL 1: WORKPLACE CULTURE


SE1.GOALS MY INCOME GOALS: WARM UP ACTIVITY

Directions: Keep this page safe! After each lesson, mark down the date and the dollars you earned.



[Access the interactive Google Template Version.](#)

DATE	GOAL Income	DOLLARS EARNED:



YES



No




[Find All Bills Here](#)




YES OR NO IMAGE EXCHANGE CARD

SE1.IEC.Y/N

Directions: To make a selection, right click on the YES or No box.



YES




NO

Like this resource? Want more?

Request a quote to unlock the complete Digitability and Bankability program!


Digitability's work-ready program has everything you need.

Bring an easy-to-use life skills curriculum that works for all of your students.



Comprehensive Curriculum

Lesson plans address a *variety of domains* and are scripted and differentiated with all modified resources available as Google Doc templates and print-ready resources.



Virtual Banking App

Bankability is the first special education program that allows students

Get Your FREE Quote and Packet!

First Name*

Last Name*

Title*

School or Organization*

Estimated number of student users:*

Estimated number of teacher users:*

Email*

Phone*

What products are you interested in?*

Click Here!

