



End of Week Reflection

Extension Activity



TechCrunch





Digitability™
Be Work Ready!

Digitability is the only scalable, STEM-focused model that continues to be recognized as an innovative solution to the unemployment crisis facing a large – and growing – population of those with disabilities. **Whereas less than 30% of people with disabilities are employed, 70% of Digitability graduates obtain full-time employment.**



Something for EVERY Student: The needs of individuals who participate in Digitability run the gamut. All of your resources are extensively differentiated to support a wide range of cognitive, communication and behavioral needs.



Reduce Time Planning & Progress Monitoring: Digitability manages your existing special education priorities into a streamlined process. We have all the tools to enhance existing programming or serve as a foundation for innovative programming at any school or in any classroom.

Program Resources Include:

- ✓ 700+ Digital Literacy Lesson Plans
- ✓ 200+ Social, Communication & Behavior Resources
- ✓ 600+ Workplace Readiness Activities
- ✓ 100+ Functional Academic Resources
- ✓ 900+ Interactive Online Activities
- ✓ IEP Goal Bank and Progress Reports
- ✓ Data Dashboard to Track IEP Transition Data
- ✓ Year-long, teacher coaching on Evidence-based Practices

Earn Amazon Gift Cards! Our teacher coaching and professional development services reward each teacher with Amazon Gift cards throughout their process of achieving mastery of evidence-based practices and improving transition outcomes for students.



JOBS

Students Obtain Full-Time Employment: Each student graduates with a work-ready, skills-based portfolio and the social/emotional ability to persevere, self-regulate and self-advocate in learning environments that simulate “real-world” workplace settings. Digitability’s program for today’s modern workplaces has been featured on **MSNBC, CNET, NPR, TechCrunch, Ted Talks**, and showcased at **Silicon Valley’s Social Innovation Summit**.

For more information visit digitability.com or contact: info@digitability.com



TechCrunch



Curriculum Categories



Digital Literacy

- Sharing & Connecting Online
- Using Online Accounts
- Workplace Technology



Social Skills

- Flexible Thinking/Problem Solving
- Active Listening
- Interpreting Directions



Language

- Expressive/Receptive Language
- Workplace Communication
- Giving, Receiving, & Interpreting Feedback



Behavior

- Self-regulation
- Self-advocacy
- Time-on-task Attendance



Functional Academics

- Reading
- Writing
- Financial Literacy (Earning, Spending, & Saving)



Transition

- Interviewing
- Real-World Employment Projects
- Work-Ready Resume & Portfolio

Employment Experience

Identify Interest

Getting Hired to Work

Performance Reviews

Portfolio + Interview

Work-Ready!



Start Here

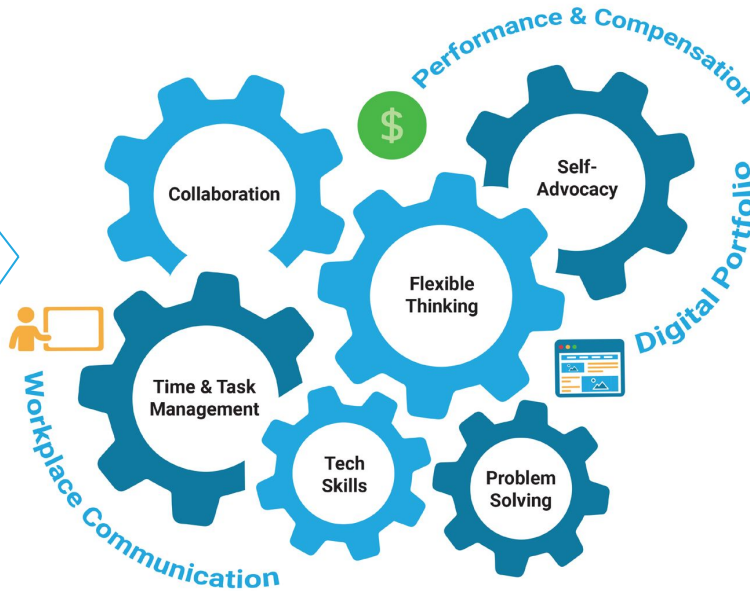
Students begin by choosing an employment project in Digitability's Work Simulation Library and apply for the job they are interested in.



Apply for a Job

Project Samples

- Coffee Shop
- YouTube Marketing
- A1-3 2B-C Data Entry
- Website Creation
- Choose Your Own



- ✓ Resume via Digitability Workplace Partner Projects
- ✓ Digital Project to Showcase to Employers
- ✓ Interview Talking Points from Digitability Work Experience
- ✓ Self-Advocacy Plan



SCAN HERE

Product Features

Lesson Plan Resources

- Video Lesson Library
- Lesson Plans
- Differentiated Assessments and Activities
- Google Drive Templates (Docs, Sheets, Slides and more!)

IEP Process, Data, and Reporting

- Student Progress Monitoring
- IEP Goal Bank
- Weekly Emailed Student Updates
- Data Dashboard

Teacher Support

- 1:1 Year-Long Coaching
- Evidence-Based Practices Training
- Reward Program



The First Virtual Banking System for Special Education Students

Bankability allows students to experience a modern banking app while learning financial literacy and workplace behavior.

Earn Virtual Money

Earnings	
Gross Pay	\$105.00
Deductions	
- Behaviors	-\$12.00
- Federal Income tax (15%)	-\$15.75
- State Income Tax (5%)	-\$5.25
Net Pay	\$72.00

Students earn a classroom currency for behavior and receive direct deposits into their checking account each payday.

Pay Bills & Purchase Rewards

Date	Description	Category	Amount
11/1/23	Digitability Pay	Income	\$72
11/4/23	Rent	Bill	-\$10
11/6/23	Extra Snack	Reward	-\$2
11/6/23	WiFi	Bill	-\$5
11/6/23	Youtube Time	Reward	-\$5

Customize classroom bills and rewards, run payroll, and approve purchase requests from their Bankability dashboard.

Budgeting Tools

Set a Budget	
Income	\$180 of \$200
Purchase	\$15 of \$50
Bills	\$50 of \$100
Fees	\$15 of \$30

Budgeting tools allow students to practice financial decision-making, budgeting, and record-keeping in a controlled environment.

Track Progress



Logged behavior dollars help teachers track behavior overtime. Reports can be generated and shared at the click of a button.

Customize

Rewards for Purchase		
reward type	amount	
YouTube Time	10	<input type="checkbox"/>
Movie Day	10	<input type="checkbox"/>
Preferred Activity	5	<input type="checkbox"/>
Classroom Bills		
bill type	amount	
Rent	20	<input type="checkbox"/>
Electric Bill	10	<input type="checkbox"/>

Teachers can customize classroom bills and rewards, run payroll, and approve purchase requests all from their Bankability dashboard.

Behavior Support



Designed by experts, Bankability develops self-regulation strategies and replacement behaviors with comprehensive lesson plans included.

Visit www.digitability.com/bankability to learn more about bringing Bankability to your organization today.



End of Week Reflection

Materials:

- Bankability End of Week Reflection
- Bankability Dollars
- Bankability Dollar Tracker
- Yes/No Answer Board

Directions:

Use the provided End of Week Reflection to incorporate into your weekly routines. Students will use this form to reflect on their weekly earnings, goals, and progress toward their monthly budget.

Differentiation:

Tier 1: Students can write a sentences or bulleted sequence to explain their financial habits and future goals. (ex. What goals do you have for next week?)

Tier 2: Students can verbally describe or explain a Bankability routine or procedure.

Tier 3: Students can use yes/no Image Board or a thumbs up/down to explain their financial habits. (Ex. Didi you earn money that day?)

Name

Date



T1

End of Week Reflection

Directions: Use your Student Dollar Tracker to answer questions about this week's financial habits.

Date:

--	--	--	--	--	--

Earnings:

--	--	--	--	--	--

Weekly Total:

Behaviors I earned money for this week:

- _____
- _____
- _____
- _____
- _____

Behaviors I had money deducted for this week:

- _____
- _____
- _____
- _____
- _____

One thing I did well this week was _____.

I need more help with _____.

BUDGET PROGRESS	Weekly Progress	Monthly Goals
Income		
Purchases		
Bills		
Fees		

Based on this week's earnings, I _____ on track to meet my monthly budget.
(am / am not)

Next Step - (Things I can do better next week)

- _____
- _____
- _____
- _____

My goal for next week is to earn \$ _____ dollars.

Name

Date



T2 End of Week Reflection

Directions: Use your Student Dollar Tracker to answer questions about this week's financial habits.

Date:					
Earnings:					

Behaviors I earned money for this week:

- Exit Tickets
- Employee Salary
- Participation
- On-Task/ Following Directions
- Collaborating
- Encouraging
- Helping
- Greeting Others
- Problem Solving
- Sharing
- Bonus

Weekly Total:

Behaviors I had money deducted for this week:

- Watching unassigned videos
- Interrupting
- Off-Task/ Not Following Directions
- Arguing
- Disrespect/Teasing
- Complaining/ Whining
- Off-Topic Comment
- Aggression
- UMAPA

One thing I did well this week was _____.

I need more help with _____.

BUDGET PROGRESS	Weekly Progress	Monthly Goals
Income		
Purchases		
Bills		
Fees		

Based on this week's earnings, I **(am / am not)** on track to meet my monthly budget.

Next Step - (Things I can do better next week)

- Give/ Receive Feedback
- Spend more time on-task
- Participate in class more
- Complete assigned tasks

My goal for next week is to earn \$ _____ dollars.

Name

Date



T2

End of Week Reflection

Directions: Use your Student Dollar Tracker to answer questions about this week's financial habits.









Date:	Monday	Tuesday	Wednesday	Thursday	Friday
Did you earn?	<input type="checkbox"/> Yes <input type="checkbox"/> No	<input type="checkbox"/> Yes <input type="checkbox"/> No	<input type="checkbox"/> Yes <input type="checkbox"/> No	<input type="checkbox"/> Yes <input type="checkbox"/> No	<input type="checkbox"/> Yes <input type="checkbox"/> No

Behaviors I earned money for this week:

- Exit Tickets
- Employee Salary
- Participation
- On-Task/ Following Directions
- Collaborating
- Encouraging
- Helping
- Greeting Others
- Problem Solving
- Sharing
- Bonus

Behaviors I had money deducted for this week:

- Watching unassigned videos
- Interrupting
- Off-Task/ Not Following Directions
- Arguing
- Disrespect/Teasing
- Complaining/ Whining
- Off-Topic Comment
- Aggression
- UMAPA


BUDGET PROGRESS	Did you earn or spend for this?
Income	<div style="display: flex; justify-content: space-around;"> <div style="border: 1px solid black; padding: 5px; text-align: center;">  Yes </div> <div style="border: 1px solid black; padding: 5px; text-align: center;">  No </div> </div>
Purchases	<div style="display: flex; justify-content: space-around;"> <div style="border: 1px solid black; padding: 5px; text-align: center;">  Yes </div> <div style="border: 1px solid black; padding: 5px; text-align: center;">  No </div> </div>
Bills	<div style="display: flex; justify-content: space-around;"> <div style="border: 1px solid black; padding: 5px; text-align: center;">  Yes </div> <div style="border: 1px solid black; padding: 5px; text-align: center;">  No </div> </div>
Fees	<div style="display: flex; justify-content: space-around;"> <div style="border: 1px solid black; padding: 5px; text-align: center;">  Yes </div> <div style="border: 1px solid black; padding: 5px; text-align: center;">  No </div> </div>


Based on this week's earnings, I (**am / am not**) on track to meet my monthly budget.

Next Step - (Things I can do better next week)

- Give/ Receive Feedback
- Spend more time on-task
- Participate in class more
- Complete assigned tasks

Will you earn more next week?


Yes


No



Supplemental Materials

Digitability



TechCrunch





BANKABILITY & THE SOCIAL ECONOMY LEVEL 1: WORKPLACE CULTURE


SE1.GOALS MY INCOME GOALS: WARM UP ACTIVITY

Directions: Keep this page safe! After each lesson, mark down the date and the dollars you earned.



[Access the interactive Google Template Version.](#)

DATE	GOAL Income	DOLLARS EARNED:



YES



No




[Find All Bills Here](#)




YES OR NO IMAGE EXCHANGE CARD

SE1.IEC.Y/N

Directions: To make a selection, right click on the YES or No box.



YES




NO

Like this resource? Want more?

Request a quote to unlock the complete Digitability and Bankability program!


Digitability's work-ready program has everything you need.

Bring an easy-to-use life skills curriculum that works for all of your students.



Comprehensive Curriculum

Lesson plans address a *variety of domains* and are scripted and differentiated with all modified resources available as Google Doc templates and print-ready resources.



Virtual Banking App

Bankability is the first special education program that allows students

Get Your FREE Quote and Packet!

First Name*

Last Name*

Title*

School or Organization*

Estimated number of student users:*

Estimated number of teacher users:*

Email*

Phone*

What products are you interested in?*

Click Here!

