



End-of-Month Reflection

Extension Activity



TechCrunch





Digitability™
Be Work Ready!

Digitability is the only scalable, STEM-focused model that continues to be recognized as an innovative solution to the unemployment crisis facing a large – and growing – population of those with disabilities. **Whereas less than 30% of people with disabilities are employed, 70% of Digitability graduates obtain full-time employment.**



Something for EVERY Student: The needs of individuals who participate in Digitability run the gamut. All of your resources are extensively differentiated to support a wide range of cognitive, communication and behavioral needs.



Reduce Time Planning & Progress Monitoring: Digitability manages your existing special education priorities into a streamlined process. We have all the tools to enhance existing programming or serve as a foundation for innovative programming at any school or in any classroom.

Program Resources Include:

- ✓ 700+ Digital Literacy Lesson Plans
- ✓ 200+ Social, Communication & Behavior Resources
- ✓ 600+ Workplace Readiness Activities
- ✓ 100+ Functional Academic Resources
- ✓ 900+ Interactive Online Activities
- ✓ IEP Goal Bank and Progress Reports
- ✓ Data Dashboard to Track IEP Transition Data
- ✓ Year-long, teacher coaching on Evidence-based Practices

Earn Amazon Gift Cards! Our teacher coaching and professional development services reward each teacher with Amazon Gift cards throughout their process of achieving mastery of evidence-based practices and improving transition outcomes for students.



JOBS

Students Obtain Full-Time Employment: Each student graduates with a work-ready, skills-based portfolio and the social/emotional ability to persevere, self-regulate and self-advocate in learning environments that simulate “real-world” workplace settings. Digitability’s program for today’s modern workplaces has been featured on **MSNBC, CNET, NPR, TechCrunch, Ted Talks**, and showcased at **Silicon Valley’s Social Innovation Summit**.

For more information visit digitability.com or contact: info@digitability.com



TechCrunch



Curriculum Categories



Digital Literacy

- Sharing & Connecting Online
- Using Online Accounts
- Workplace Technology



Social Skills

- Flexible Thinking/Problem Solving
- Active Listening
- Interpreting Directions



Language

- Expressive/Receptive Language
- Workplace Communication
- Giving, Receiving, & Interpreting Feedback



Behavior

- Self-regulation
- Self-advocacy
- Time-on-task Attendance



Functional Academics

- Reading
- Writing
- Financial Literacy (Earning, Spending, & Saving)



Transition

- Interviewing
- Real-World Employment Projects
- Work-Ready Resume & Portfolio

Employment Experience

Identify Interest

Getting Hired to Work

Performance Reviews

Portfolio + Interview

Work-Ready!



Start Here

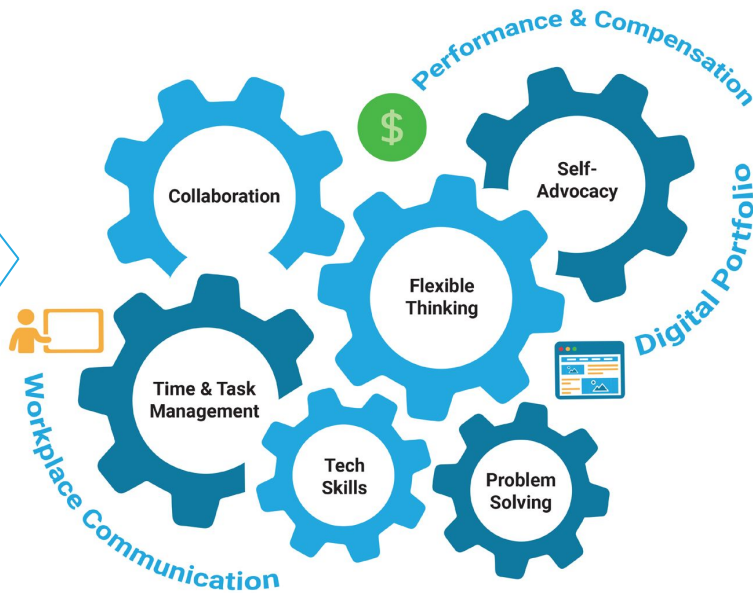
Students begin by choosing an employment project in Digitability's Work Simulation Library and apply for the job they are interested in.



Apply for a Job

Project Samples

- Coffee Shop
- YouTube Marketing
- A1-3, 2B-C Data Entry
- Website Creation
- Choose Your Own



- ✓ Resume via Digitability Workplace Partner Projects
- ✓ Digital Project to Showcase to Employers
- ✓ Interview Talking Points from Digitability Work Experience
- ✓ Self-Advocacy Plan



SCAN HERE

Product Features

Lesson Plan Resources

- Video Lesson Library
- Lesson Plans
- Differentiated Assessments and Activities
- Google Drive Templates (Docs, Sheets, Slides and more!)

IEP Process, Data, and Reporting

- Student Progress Monitoring
- IEP Goal Bank
- Weekly Emailed Student Updates
- Data Dashboard

Teacher Support

- 1:1 Year-Long Coaching
- Evidence-Based Practices Training
- Reward Program



The First Virtual Banking System for Special Education Students

Bankability allows students to experience a modern banking app while learning financial literacy and workplace behavior.

Earn Virtual Money

Earnings	
Gross Pay	\$105.00
Deductions	
- Behaviors	-\$12.00
- Federal Income tax (15%)	-\$15.75
- State Income Tax (5%)	-\$5.25
Net Pay	\$72.00

Students earn a classroom currency for behavior and receive direct deposits into their checking account each payday.

Pay Bills & Purchase Rewards

Date	Description	Category	Amount
11/1/23	Digitability Pay	Income	\$72
11/4/23	Rent	Bill	-\$10
11/6/23	Extra Snack	Reward	-\$2
11/6/23	WiFi	Bill	-\$5
11/6/23	Youtube Time	Reward	-\$5

Customize classroom bills and rewards, run payroll, and approve purchase requests from their Bankability dashboard.

Budgeting Tools

Set a Budget	
Income	\$180 of \$200
Purchase	\$15 of \$50
Bills	\$50 of \$100
Fees	\$15 of \$30

Budgeting tools allow students to practice financial decision-making, budgeting, and record-keeping in a controlled environment.

Track Progress



Logged behavior dollars help teachers track behavior overtime. Reports can be generated and shared at the click of a button.

Customize

Rewards for Purchase		
reward type	amount	
YouTube Time	10	<input type="checkbox"/>
Movie Day	10	<input type="checkbox"/>
Preferred Activity	5	<input type="checkbox"/>
Classroom Bills		
bill type	amount	
Rent	20	<input type="checkbox"/>
Electric Bill	10	<input type="checkbox"/>

Teachers can customize classroom bills and rewards, run payroll, and approve purchase requests all from their Bankability dashboard.

Behavior Support



Designed by experts, Bankability develops self-regulation strategies and replacement behaviors with comprehensive lesson plans included.

Visit www.digitability.com/bankability to learn more about bringing Bankability to your organization today.



End-of-Month Reflection

Materials:

- Bankability End-of-Month Reflection
- Student Bank Statement
- Bankability Dollars
- Bankability Dollar Tracker
- Yes/No Answer Board

Directions:

Use the provided End-of-Month Reflection to incorporate into your monthly routines. Students will use this form to reflect on their monthly earnings, goals, and progress toward their monthly budget.

Differentiation:

Tier 1: Students can write a sentences or bulleted sequence to explain their financial habits and future goals. (ex. Did you reach your goals for this month?)

Tier 2: Students can verbally describe or explain their reflections toward their monthly progress.

Tier 3: Students can use yes/no Image Board or a thumbs up/down to explain their financial habits. (Ex. Did stay within your budget?)

**T1**

End-of-Month Reflection

Directions: Use your monthly Bank Statement to answer the questions below.

Total Income:

- What was your total income this month?

- **Amount:** _____

Total Expenses:

- List your main categories of expenses this month (Bills, Rewards, Fees).
- **Categories and Amounts:**

Category	Amount
○	\$
	\$
	\$

Were there any unexpected expenses?

- Yes [] No []

- If yes, describe the expenses: _____

Did you stay within your budget for each category?

- Yes [] No []

- If no, explain what happened: _____

What financial choices are you proud of this month?

Is there anything you would like to improve about your spending or saving habits?

What did you learn about your spending or saving patterns?

**T2**

End-of-Month Reflection

Directions: Use your monthly Bank Statement to answer the questions below.

Total Income:

- What was your total income this month?
 - **Amount:** _____

Total Expenses:

- List your main categories of expenses this month
- **Categories and Amounts:**

Category	Amount
Bills	\$
Purchases	\$
Fees	\$

Were there any unexpected expenses? (yes/no) _____



Fees



Unexpected Bill



Unexpected Purchase

Did you stay within your budget for each category?

Bills	Yes / No
Purchases	Yes / No
Fees	Yes / No

What financial choices are you proud of this month?



Paying bills on time



Low/No fees



Saving money

Is there anything you would like to improve about your spending or saving habits?



Pay bills on time



Spend less on purchases



Save more



T2

End-of-Month Reflection

Directions: Use your monthly Bank Statement to answer the questions below.







Total Income:

- What was your total income this month?



- **Amount:** _____

Total Expenses:

- **Categories and Amounts:**

Category	Did you spend money on this?
○ Bills	<div style="display: flex; justify-content: space-around;"> <div style="text-align: center;">  Yes </div> <div style="text-align: center;">  No </div> </div>
Purchases	<div style="display: flex; justify-content: space-around;"> <div style="text-align: center;">  Yes </div> <div style="text-align: center;">  No </div> </div>
Fees	<div style="display: flex; justify-content: space-around;"> <div style="text-align: center;">  Yes </div> <div style="text-align: center;">  No </div> </div>



Were there any unexpected expenses?

 Yes	 No
--	--

Did you stay within your budget for each category?

Bills	Yes / No
Purchases	Yes / No
Fees	Yes / No

Are you proud of your earning and spending this month?

 Yes	 No
--	--

Is there anything you would like to improve about your spending or saving habits?



Pay bills on time



Spend less on purchases



Save more



Supplemental Materials

Digitability



TechCrunch





BANKABILITY & THE SOCIAL ECONOMY LEVEL 1: WORKPLACE CULTURE


SE1.GOALS MY INCOME GOALS: WARM UP ACTIVITY

Directions: Keep this page safe! After each lesson, mark down the date and the dollars you earned.



[Access the interactive Google Template Version.](#)

DATE	GOAL Income	DOLLARS EARNED:



YES



No




[Find All Bills Here](#)




YES OR NO IMAGE EXCHANGE CARD

SE1.IEC.Y/N

Directions: To make a selection, right click on the YES or No box.



YES




NO

Like this resource? Want more?

Request a quote to unlock the complete Digitability and Bankability program!


Digitability's work-ready program has everything you need.

Bring an easy-to-use life skills curriculum that works for all of your students.



Comprehensive Curriculum

Lesson plans address a *variety of domains* and are scripted and differentiated with all modified resources available as Google Doc templates and print-ready resources.



Virtual Banking App

Bankability is the first special education program that allows students

Get Your FREE Quote and Packet!

First Name*

Last Name*

Title*

School or Organization*

Estimated number of student users:*

Estimated number of teacher users:*

Email*

Phone*

What products are you interested in?*

Click Here!

