

# Digitability™



## March Week 1 Interview Skills

Expressive and Receptive Language



Digitability is the only scalable, STEM-focused model that continues to be recognized as an innovative solution to the unemployment crisis facing a large — and growing — population of those with disabilities. **Whereas less than 30% of people with disabilities are employed, 70% of Digitability graduates obtain full-time employment.**



**Something for EVERY Student:** The needs of individuals who participate in Digitability run the gamut. All of your resources are extensively differentiated to support a wide range of cognitive, communication and behavioral needs.



**Reduce Time Planning & Progress Monitoring:** Digitability manages your existing special education priorities into a streamlined process. We have all the tools to enhance existing programming or serve as a foundation for innovative programming at any school or in any classroom.

#### Program Resources Include:

- ✓ **700+** Digital Literacy Lesson Plans
- ✓ **200+** Social, Communication & Behavior Resources
- ✓ **600+** Workplace Readiness Activities
- ✓ **100+** Functional Academic Resources
- ✓ **900+** Interactive Online Activities
- ✓ IEP Goal Bank and Progress Reports
- ✓ Data Dashboard to Track IEP Transition Data
- ✓ Year-long, teacher coaching on Evidence-based Practices

**Earn Amazon Gift Cards!** Our teacher coaching and professional development services reward each teacher with Amazon Gift cards throughout their process of achieving mastery of evidence-based practices and improving transition outcomes for students.



#### **JOBS**

**Students Obtain Full-Time Employment:** Each student graduates with a work-ready, skills-based portfolio and the social/emotional ability to persevere, self-regulate and self-advocate in learning environments that simulate “real-world” workplace settings. Digitability’s program for today’s modern workplaces has been featured on **MSNBC, CNET, NPR, TechCrunch, Ted Talks**, and showcased at **Silicon Valley's Social Innovation Summit**.

**For more information visit [digitability.com](http://digitability.com) or contact: [info@digitability.com](mailto:info@digitability.com)**

### Curriculum Categories

#### Digital Literacy

- Sharing & Connecting Online
- Using Online Accounts
- Workplace Technology

#### Social Skills

- Flexible Thinking/Problem Solving
- Active Listening
- Interpreting Directions

#### Language

- Expressive/Receptive Language
- Workplace Communication
- Giving, Receiving, & Interpreting Feedback

#### Behavior

- Self-regulation
- Self-advocacy
- Time-on-task Attendance

#### Functional Academics

- Reading
- Writing
- Financial Literacy (Earning, Spending, & Saving)

#### Transition

- Interviewing
- Real-World Employment Projects
- Work-Ready Resume & Portfolio

### Identify Interest

## Employment Experience

### Work-Ready!

#### Getting Hired to Work

#### Performance Reviews

#### Portfolio + Interview



#### Start Here

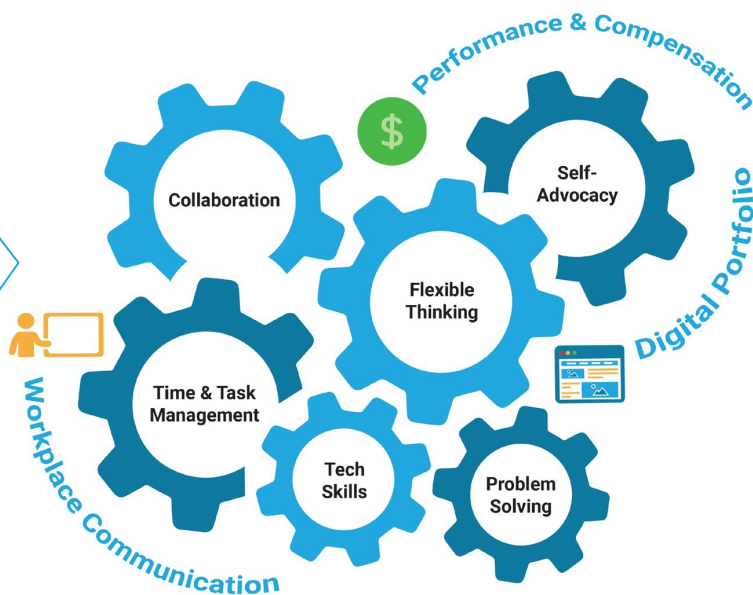
Students begin by choosing an employment project in Digitability's Work Simulation Library and apply for the job they are interested in.



#### Apply for a Job

#### Project Samples

- Coffee Shop
- YouTube Marketing
- A13 2Bc Data Entry
- Website Creation
- Choose Your Own



- ✓ Resume via Digitability Workplace Partner Projects
- ✓ Digital Project to Showcase to Employers
- ✓ Interview Talking Points from Digitability Work Experience
- ✓ Self-Advocacy Plan



SCAN HERE

## Product Features

### Lesson Plan Resources



- Video Lesson Library
- Lesson Plans
- Differentiated Assessments and Activities
- Google Drive Templates (Docs, Sheets, Slides and more!)

### IEP Process, Data, and Reporting

- Student Progress Monitoring
- IEP Goal Bank
- Weekly Emailed Student Updates
- Data Dashboard

### Teacher Support



- 1:1 Year-Long Coaching
- Evidence-Based Practices Training
- Reward Program



# The First Virtual Banking System for Special Education Students

Bankability allows students to experience a modern banking app while learning financial literacy and workplace behavior.

## Earn Virtual Money

Earnings	
Gross Pay	\$105.00
Deductions	
- Behaviors	-\$12.00
- Federal Income tax (15%)	-\$15.75
- State Income Tax (5%)	-\$5.25
Net Pay	\$72.00

Students earn a classroom currency for behavior and receive direct deposits into their checking account each payday.

## Pay Bills & Purchase Rewards

Date	Description	Category	Amount
11/1/23	Digitability Pay	Income	\$72
11/4/23	Rent	Bill	-\$10
11/6/23	Extra Snack	Reward	-\$2
11/6/23	WiFi	Bill	-\$5
11/6/23	Youtube Time	Reward	-\$5

Customize classroom bills and rewards, run payroll, and approve purchase requests from their Bankability dashboard.

## Budgeting Tools

Set a Budget	
Income	\$180 of \$200
Purchase	\$15 of \$50
Bills	\$50 of \$100
Fees	\$15 of \$30

Budgeting tools allow students to practice financial decision-making, budgeting, and record-keeping in a controlled environment.

## Track Progress



Logged behavior dollars help teachers track behavior overtime. Reports can be generated and shared at the click of a button.

## Customize

Rewards for Purchase	
reward type	amount
YouTube Time	10
Movie Day	10
Preferred Activity	5
Classroom Bills	
bill type	amount
Rent	20
Electric Bill	10

Teachers can customize classroom bills and rewards, run payroll, and approve purchase requests all from their Bankability dashboard.

## Behavior Support



Designed by experts, Bankability develops self-regulation strategies and replacement behaviors with comprehensive lesson plans included.

Visit [www.digitability.com/bankability](https://www.digitability.com/bankability) to learn more about bringing Bankability to your organization today.



# Materials

- Printed Thumbs Up/Thumbs Down cards for Tier 3 Differentiation
- Interview Question Cards (print, cut, and shuffle)
- Optional- Printed Worksheets (for alternative activity)

# Instructions:

- Students will read or listen to interview questions and use communication skills to answer the questions to the best of their ability.
- Inform students ***“You will earn participation dollar for every statement you answer. Once you have identified your answer, I’ll ask someone to share more about their answer. Adding to your answer can earn you more participation dollars.”***

# Differentiated Instruction:

- **Tier 1:** Students will answer questions with complete sentences.
- **Tier 2:** Students will answer questions using sentence stems to prompt full sentences.
- **Tier 3:** Students will use a thumbs up or thumbs down card to answer questions.
- **ALTERNATIVE USE:** Students can use the worksheets version of this activity instead of the interview question cards. Assign as many pages as you see fit for each use.

# Incorporate Bankability:

- Students will answer questions during the activity and earn Bankability dollars for following directions, participating, and remaining on-task.
- Teachers will enter dollar amounts to the students’ Bankability accounts.  
**[Click here to learn more about our Virtual Banking System- Bankability](#)**



No



Yes



# Digitability™




## Tier 1 Interview Cards

What do you consider  
your weaknesses?



Can you tell me a little bit  
about yourself?



Can you describe your  
ideal work environment?



What are your strengths?





What professional goals  
have you set for yourself?



How would your peers  
describe you?



What would you do if you  
had to complete a task  
you were unfamiliar with?



What do you enjoy most  
about your education?



# Digitability™



## Tier 2 Interview Cards

What do you consider  
your weaknesses?

[Sometimes I need help with \_\_\_\_\_.]



Can you tell me a little bit  
about yourself?

[My name is \_\_\_\_\_. I like to \_\_\_\_\_.]



Can you describe your  
ideal work environment?

[I would like to work somewhere with  
\_\_\_\_\_ where I can \_\_\_\_\_.]



What are your strengths?

[I am very good at \_\_\_\_\_ and \_\_\_\_\_.]



What professional goals  
have you set for yourself?

[One of my goals is to \_\_\_\_.]



How would your peers  
describe you?

[My peers would say I am \_\_\_\_ and \_\_\_\_.]



What would you do if you  
had to complete a task  
you were unfamiliar with?

[If I didn't know how to do something, I  
would \_\_\_\_.]



What do you enjoy most  
about your education?

[What I like most about school is \_\_\_\_.]



# Digitability™



## Tier 3 Interview Cards

Do you enjoy working with people?



Yes



No



Do you want to be an employee?



Yes



No



Do you like working somewhere that is busy?



Yes



No



Are you a hard worker?



Yes



No



Do you ask for help when  
you need it?



Yes



No



Would your peers say you  
are friendly and helpful?



Yes



No



Do you look for ways you  
can help others?



Yes



No



Do you like school?



Yes



No





# Digitability™



## Tier 1 Work Sheets



Name

Date

**T1**

## Interview Questions

Directions: Read through the interview questions and write your answers below.

### Question 1

Can you tell me a little bit about yourself?

### Question 2

What are your strengths?

### Question 3

What do you consider your weaknesses?

### Question 4

Can you describe your ideal work environment?

Name

Date



T1

## Interview Questions

Directions: Read through the interview questions and write your answers below.

### Question 5

How would your peers describe you?

### Question 6

What do you enjoy most about your education?

### Question 7

What professional goals have you set for yourself?

### Question 8

What would you do if you had to complete a task you were unfamiliar with?

# Digitability™



## Tier 2 Work Sheets

Name

Date

**T1****Interview Questions**

Directions: Read through the interview questions and write your answers in the blanks provided..

**Question 1**

**Can you tell me a little bit about yourself?**

My name is \_\_\_\_\_. I like to \_\_\_\_\_.

**Question 2**

**What are your strengths?**

I am very good at \_\_\_\_\_

and \_\_\_\_\_.

**Question 3**

**What do you consider your weaknesses?**

Sometimes I need help with \_\_\_\_\_

\_\_\_\_\_.

**Question 4**

**Can you describe your ideal work environment?**

I would like to work somewhere with \_\_\_\_\_

where I can \_\_\_\_\_.



T1

## Interview Questions

Directions: Read through the interview questions and write your answers in the blanks provided..

### Question 5

**How would your peers describe you?**

My peers would say I am \_\_\_\_\_

and \_\_\_\_\_.

### Question 6

**What do you enjoy most about your education?**

What I like most about school is \_\_\_\_\_

\_\_\_\_\_.

### Question 7

**What professional goals have you set for yourself?**

One of my goals is to \_\_\_\_\_

\_\_\_\_\_.

### Question 8

**What would you do if you had to complete a task you were unfamiliar with?**

If I didn't know how to do something, I would \_\_\_\_\_

\_\_\_\_\_.

# Digitability™



## Tier 3 Work Sheets





T1

## Interview Questions

Directions: Read through the interview questions and circle yes or no.

## Question 1

Do you want to be an employee?



YES



NO

## Question 2

Are you a hard worker?



YES



NO

## Question 3

Do you enjoy working with people?



YES



NO

## Question 4

Do you like working somewhere that is busy?



YES



NO



T1

## Interview Questions

Directions: Read through the interview questions and circle yes or no.

## Question 5

Would your peers say you are friendly and I



YES



NO

## Question 6

Do you like school?



YES



NO

## Question 7

Do you ask for help when you need it?



YES



NO

## Question 8

Do you look for ways you can help others?



YES



NO

# Digitability™



## Supplemental Materials

[illegible]



## BANKABILITY & THE SOCIAL ECONOMY LEVEL 1: WORKPLACE CULTURE

### 1.GOALS MY INCOME GOALS: WARM UP ACTIVITY

**Directions:** Keep this page safe! After each lesson, mark down the date and the dollars you earned.




[Access the interactive Google Template Version.](#)

DATE	GOAL Income	DOLLARS EARNED:



**YES**



**No**





[Find All Bills Here](#)