



Digitability™
Be Work Ready!

Digitability is the only scalable, STEM-focused model that continues to be recognized as an innovative solution to the unemployment crisis facing a large – and growing – population of those with disabilities. **Whereas less than 30% of people with disabilities are employed, 70% of Digitability graduates obtain full-time employment.**



Something for EVERY Student: The needs of individuals who participate in Digitability run the gamut. All of your resources are extensively differentiated to support a wide range of cognitive, communication and behavioral needs.



Reduce Time Planning & Progress Monitoring: Digitability manages your existing special education priorities into a streamlined process. We have all the tools to enhance existing programming or serve as a foundation for innovative programming at any school or in any classroom.

Program Resources Include:

- ✓ 700+ Digital Literacy Lesson Plans
- ✓ 200+ Social, Communication & Behavior Resources
- ✓ 600+ Workplace Readiness Activities
- ✓ 100+ Functional Academic Resources
- ✓ 900+ Interactive Online Activities
- ✓ IEP Goal Bank and Progress Reports
- ✓ Data Dashboard to Track IEP Transition Data
- ✓ Year-long, teacher coaching on Evidence-based Practices

Earn Amazon Gift Cards! Our teacher coaching and professional development services reward each teacher with Amazon Gift cards throughout their process of achieving mastery of evidence-based practices and improving transition outcomes for students.



JOBS

Students Obtain Full-Time Employment: Each student graduates with a work-ready, skills-based portfolio and the social/emotional ability to persevere, self-regulate and self-advocate in learning environments that simulate “real-world” workplace settings. Digitability’s program for today’s modern workplaces has been featured on **MSNBC, CNET, NPR, TechCrunch, Ted Talks**, and showcased at **Silicon Valley’s Social Innovation Summit**.

For more information visit digitability.com or contact: info@digitability.com



TechCrunch



Digitability™ Award-Winning Curriculum

Curriculum Categories

Digital Literacy

- ▶ Sharing & Connecting Online
- ▶ Using Online Accounts
- ▶ Workplace Technology

Social Skills

- ▶ Flexible Thinking/Problem Solving
- ▶ Active Listening
- ▶ Interpreting Directions

Language

- ▶ Expressive/Receptive Language
- ▶ Workplace Communication
- ▶ Giving, Receiving & Interpreting Feedback

Behavior

- ▶ Self-regulation
- ▶ Self-advocacy
- ▶ Time-on-Task Attendance

Financial Literacy

- ▶ Reading
- ▶ Writing
- ▶ Financial Literacy (earning, spending and saving)

Transition

- ▶ Interviewing
- ▶ Applying for Jobs
- ▶ Digital Projects

Employment Experience

Identify Interest

Getting Hired to Work

Performance Reviews

Portfolio + Interview

Work-Ready!



Start Here

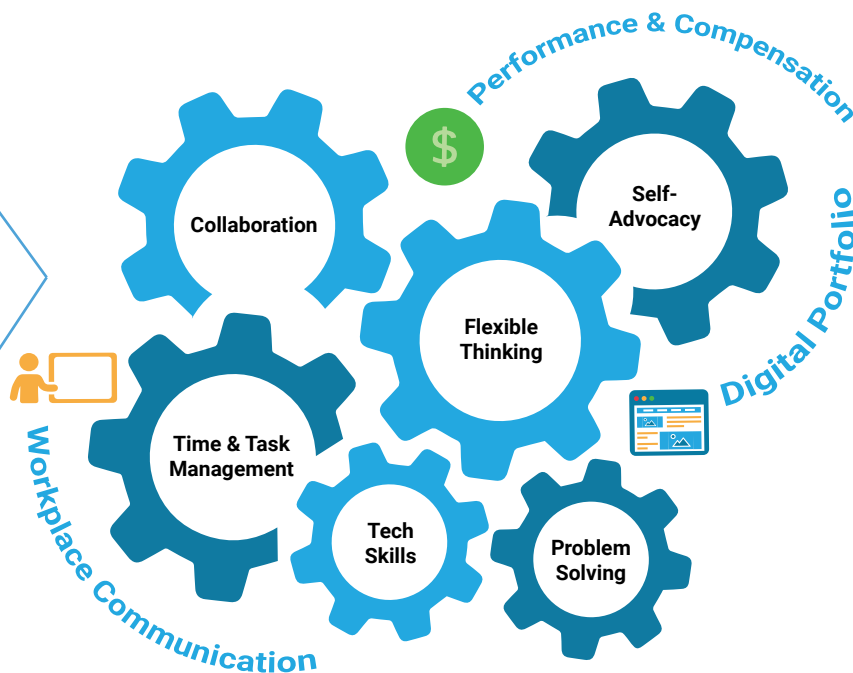
Students begin by choosing an employment project in Digitability's Work Simulation Library and apply for the job they are interested in.



Apply for a Job

Project Samples

- Coffee Shop
- YouTube Marketing
- A1 3 2BC Data Entry
- Website Creation
- Choose Your Own



- ✔ Resume via Digitability Workplace Partner Projects
- ✔ Digital Project to Showcase to Employers
- ✔ Interview Talking Points from Digitability Work Experience
- ✔ Self-Advocacy Plan



Product Features

Lesson Plan Resources

- Video Lesson Library
- Lesson Plans
- Differentiated Assessments and Activities
- Google Drive Templates (Docs, Sheets, Slides and more!)

IEP Process, Data, and Reporting

- Student Progress Monitoring
- IEP Goal Bank
- Weekly Emailed Student Updates
- Data Dashboard

Teacher Support

- 1:1 Year-Long Coaching
- Evidence-Based Practices Training
- Rewards Program



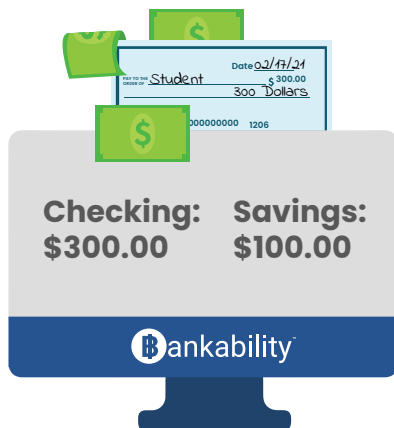
The First Virtual Banking System for Special Education Students

Powered By
Digitability

Bankability allows students to experience a modern banking app while learning financial literacy and workplace behavior.

Online Banking is Here!

Bankability works with The Digitability Social Economy, where students earn (and later spend) virtual money for practicing workplace behavior. With Bankability, students now receive direct deposits on payday, review pay stubs and personal bank statements.



Pay Bills and Purchase Rewards

Using Bankability, students manage their checking and savings accounts, pay bills, shop, and review their finances all from their online bank account. Teachers can customize classroom bills and rewards, run payroll, and approve purchase requests all from their Bankability dashboard.

Data & IEP Progress Reports

Bankability also allows teachers to track workplace readiness progress using Digitability's Individual Education Program (IEP) Transition Goal Bank. Assigning each dollar to a behavior will allow teachers to track that behavior overtime. Reports can be generated at the click of a button and shared with their Special Education Team.





Dr. David Mandell, Sc.D.

Director, Center for Mental Health Policy and Services, University of Pennsylvania | Pennsylvania

“Digitability gives schools an opportunity to provide support to high school students with autism in a way they wouldn’t be able to otherwise.”



Dana Steinwart

Lead Transition Teacher, Blue Valley School District | Kansas

“What I enjoy most about Digitability is the class participation I get due to the classroom economy system. Earning dollars is highly motivating, and I have 100% class participation. Every student is engaged in the lesson. I have also seen quick behavior changes when students pay dollars for behaviors. I love teaching Digitability.”



Dawn Nuoffer

Executive Director, Down Syndrome Association of Wisconsin | Wisconsin

“We have seen great success with Digitability. In the short time we have been offering this course, we have opened multiple class locations and will continue to replicate it across Wisconsin. Digitability is changing lives and helping our friends to secure meaningful jobs!”



Tracey Sterling

Supervisor of Special Education, Perkiomen Valley School District | Pennsylvania

“We brought Digitability to Perkiomen Valley School District because of the scope and relevance of its unique digital content. The training was differentiated and tailored to each of our students’ needs through evidence-based practices.”




Digitability™
Be Work Ready!



The Reason Teachers Love the Digitability Program

- ✓ **1:1 Personal Implementation Coach** for EVERY teacher.
- ✓ **Evidence-based Practice Coaching** by Experts
- ✓ **IEP Goal Bank and Progress Monitoring** (at the click of a button!)
- ✓ **Rewards Program for Teacher Progress**
- ✓ **Easy to Use, Pre-Written & Differentiated Lesson Plans**
- ✓ **Differentiated, Print-Ready Social and Language Activities**
- ✓ **Google Classroom Compatible with Free Google Doc Templates**

Digitability gives teachers a ready-to-implement system that has already packaged effective methods for developing social, emotional and communication abilities as well as preparing students for their transition to independence.



Reduced Teacher Planning Time.

All lesson plans are already pre-written, scripted, differentiated, and include a three tiered system of modified resources. Your Implementation Coach will help you navigate all resources so you feel comfortable and confident implementing lessons.



Year-Long Personalized Teacher Support & Coaching

Every teacher works with a personal coach to support classroom facilitation, reduce teacher stress and help customize projects. Teachers can schedule a call with their Coach anytime and brainstorm solutions to barriers, new projects or review curriculum resources.



Start a New Program with Ease.

We believe that the best way to learn a curriculum is by implementing it. Our model is designed to make sure that teachers are not overwhelmed with a lot of information and feel comfortable starting Digitability asap.



Data & Report Tools Included!

Monitoring progress of a wide range of individual student goals can be challenging and time consuming. That's why Digitability designed a system that makes the IEP process easier!



Teacher Rewards Program

Digitability understands the day-to-day demands of teachers. Digitability's Professional Development Reward System incentivizes teachers as they achieve mastery of new evidence-based practices for increasing transition outcomes for students.



Google Classroom Compatible

In addition to being compatible with Google Classroom, Digitability trains students to use Google Applications to learn word processing, data entry, organization and workplace communication. Digitability also provides teachers with custom Google Doc Templates for creating resumes, presentation personal budgets and more.



Digitability™
Be Work Ready!



Visit the Digitability Website to Learn more about:



Free [IEP Goal Bank](#)



Easy to Use [Data and Reporting](#)



New [Virtual, Online Banking](#)



On-Demand [Teacher Support](#)

EXIT TICKET PART 1: JOB ASSIGNMENT

20. Choose an **Exit Ticket Job Assignment** for each of your students (see differentiation).
21. Set a Job Assignment Deadline. *"I'm setting a timer for ___ minute(s). If you complete this job assignment in ___ minute(s) you will earn \$2."*
22. Remind students, *"The deadline is approaching. There is one minute left."*
23. If there are students who have not completed their Job Assignment within the initial amount of time you allotted, create a second opportunity for a lesser amount of money.

Use the [TAG Writing Rubric](#) to assess Writing Skills for students completing T1 writing assignment.

PART 2: WORKPLACE COMMUNICATION

24. *"For a Participation Dollar, who will share their sentence?"*
25. **"(Student Name) said (repeat answer). Nice job earning a Participation Dollar!"**
26. *"For a Participation Dollar, who can share one of their examples?"*
27. **"(Student Name) said (repeat answer). Nice job earning a Participation Dollar!"**
28. *"For a Participation Dollar, who would like to come up and present their job assignment?"*
29. **"(Student Name), nice job sharing and earning a Participation Dollar!"**

Use the [Exit Ticket Rubric](#) to assess Workplace Communication Skills for students throughout the year. Later, you can enter scores as earnings into [Bankability Payroll](#) field called Exit Ticket.

30. *"For a Participation Dollar, who would like to give feedback to (student) on their presentation?"*
 31. **"You can give feedback by telling (Student) what you liked about their presentation. Then, you can ask (Student) a question."**
- Be sure that students do both.
- a. Describe what they liked about the presentation (prompt students to say more than "I liked your drawing." Ask, *"What did you like about it?"*)
 - b. Ask a question about the presentation.
32. **"Nice job giving feedback and earning a Participation Dollar, (student)!"**
 33. After student does both, ask the student presenting, *"(Student), what did you hear [student who gave feedback] say?"*

Ways to Differentiate

- T1 Student completes [Vocab Paragraph](#) worksheet

Word	Meaning

- T2 Student completes [Vocab Block](#) worksheet

Define:	Sentence:
Examples:	Draw/Find Picture

- T3 Student completes [Trace n' Learn](#) card

DIGITABILITY
DIGITABILITY WILL TEACH YOU NEW WORK SKILLS TO HELP YOU BECOME EMPLOYED.

Ways to Differentiate

- T1 Use [5 Types of Prompting](#) for verbal responses.
- T2 Use [Sentence Starters](#) & [Exit Ticket IECs](#) for prompting.

Directions: Give your peer feedback. You can say:
Your presentation was good because...
I like that you...
I enjoyed when you spoke about...
Directions: Ask your peer a question. You can say:
How did you.....?
Why did you.....?
What if.....?

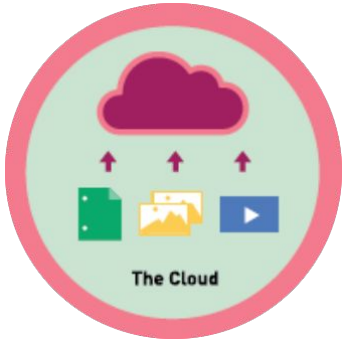
- T3 Student completes [Peer to Peer Feedback Cheat Sheet](#)

What did you like about your peer's presentation?		
Drawing	Examples	Sentences
Voice	Eye Contact	Check Your Own

Pro Tip: Prompt the student to say more than, "I liked your drawing."

Name

Date



T1 **VOCAB PARAGRAPH**

20.2.4.1 | EXIT TICKET



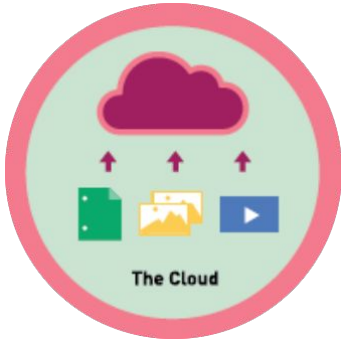
[Access the interactive Google Template Version.](#)

Directions: Write a paragraph using this lesson’s vocabulary term. Be sure to describe what it is, how it relates to the workplace, and include examples.

Vocab Word
The Cloud

Name

Date



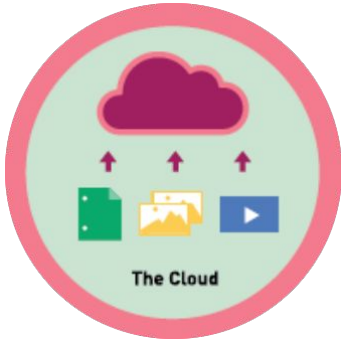
T2 VOCAB BLOCK

20.2.4.2 | EXIT TICKET



[Access the interactive Google Template Version.](#)

Define:			Sentence:
		The Cloud	
Examples:			Draw/Find Picture

**T3**

TRACE 'N' LEARN

20.2.5.3 | EXIT TICKET

[Access the interactive Google Template Version.](#)

THE CLOUD

ALL OF YOUR FILES ON GOOGLE

DRIVE ARE STORED ON THE

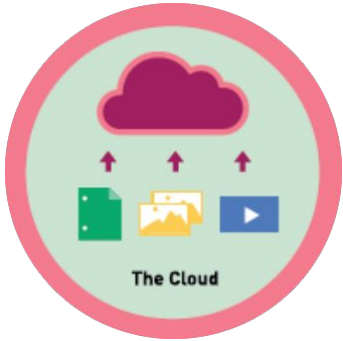
CLOUD. THE SPACE WHERE YOU

STORE YOUR FILES ON THE

INTERNET IS CALLED THE CLOUD.

Name

Date



T1

CLOUD ACTIVITY

20.2.6.1 | EXIT TICKET



[GOOGLE TEMPLATE](#)

Directions: List five items that you can store in the Cloud.

Level 2 IMAGE EXCHANGE CARD

20.2.6.2

Wrap Up



Spend

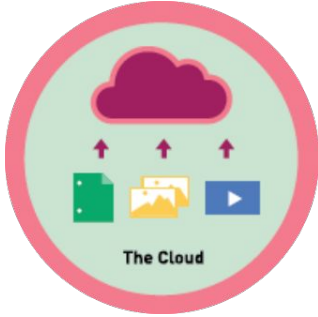


Pay Bills



Purchase Rewards



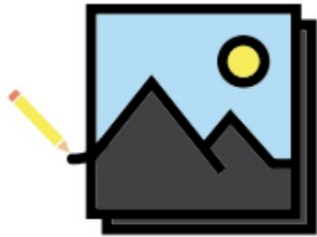


T3

PEER TO PEER FEEDBACK CHEAT SHEET

2.FEEDBACK | EXIT TICKET

What did you like about your peer's presentation?



Drawing



Examples



Sentences



Voice




Eye Contact



Create Your Own

What questions do you have about your peer's presentation?



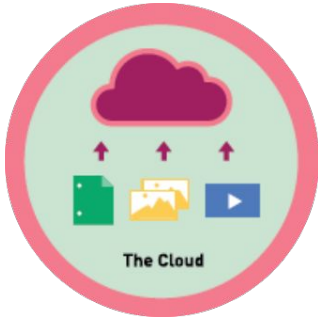
What kind of files do you usually save?



Have you ever used Google Drive to save your work?



Create Your Own






T2




SENTENCE STARTER CHECKLIST

1. STARTERS | EXIT TICKET

Directions: Give your peer feedback. You can say:

	Your presentation was good because...
	I like that you...
	I enjoyed when you spoke about...

Directions: Ask your peer a question. You can say:

	How did you.....?
	Why did you.....?
	What if.....?

Materials:

- Charade cards
- Scissors

Directions: Print and cut out behavior cards. Assign groups of 2-3 students a behavior. Allow students time to collaborate and decide how they will act out the assigned behavior. Set timer for collaboration time. Allow groups to act out their behavior in front of the class.

One student will be the role of the teacher, and will deliver the consequence:

“Nice job _____, (student name)! You’ve earned a _____ dollar.”

“(Student name) you’re _____. That cost a dollar. Next time _____ to earn a dollar.”

WORKPLACE CONNECTION

ACT IT OUT

| 20.2 |

Charades Card

**Participating/
Contributing**



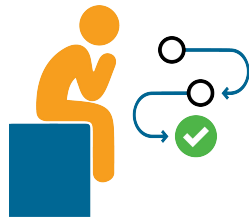
Charades Card

Interrupting



Charades Card

**On-Task/
Following
Directions**



Charades Card

**Off-Task/
Not Following
Directions**



Charades Card

Collaborating



Charades Card

Arguing




Charades Card

Encouraging



Charades Card

**Disrespect/
Teasing**



WORKPLACE CONNECTION

ACT IT OUT

| 20.2 |

Charades Card

Helping



Charades Card

**Complaining/
Whining**



Charades Card

**Greeting
Others**



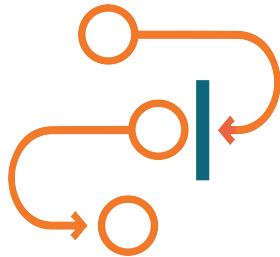
Charades Card

Off-Topic



Charades Card

**Problem
Solving**



Charades Card

Aggression



Charades Card

Sharing



Charades Card

UMAPA



Name

Date

WORKPLACE CONNECTION

T1 Google Drive | 20.2.8.1 |



[GOOGLE TEMPLATE](#)

Directions: Your boss at Digitability wants to figure out how to access documents at home. Tell them about the Cloud and what it can be used for.



Name

Date

WORKPLACE CONNECTION

T2 Google Drive | 20.2.8.2 |



[GOOGLE TEMPLATE](#)

Directions: Your boss at Digitability wants to figure out how to access documents at home. Circle where your Google items are saved.



Name

Date

WORKPLACE CONNECTION

T3 Google Drive | 20.2.8.3 |



[GOOGLE TEMPLATE](#)

Directions: Your boss at Digitability wants to figure out how to access documents at home. Point to where your Google items are saved.

