

UNIT 6: CONNECTING ON THE INTERNET

LESSON 10: CONNECT ON THE INTERNET

MASTER BADGE

LESSON OVERVIEW

Connecting is being able to communicate with people online. Email is a web app that lets you send and receive messages. A chat is a message of text between two or more people. Voice chat lets you hear the person you are chatting with. Video chat lets you hear and see the person you are chatting with. When you watch videos or listen to music from a website you are using streaming media. A social network is a way to connect with many people that you can choose who you want to include and what you want to share in your network. The like button is a button found on social networks used to like posts on the Internet. A blog is a website that lets you write about the things that are interesting to you.

Time: ~25 minutes

OBJECTIVE

Student is able to describe methods for communicating online.

PRINT PREPARATION

1. Print this units Dollar Tracker.
2. Review sequence of activities in lesson.
3. Identify which supplements you will use.
4. Print/Copy/Laminate materials that fit your students' needs.
5. Refer to your Level 1 Guide to read about effective practices.

ONLINE REVIEW

1. Sign into Digitability.com
2. Click **LESSONS** tab
3. Select **Level 1 - Internet Navigator**
4. Select **Unit 6**
5. Select **Lesson 10 - Connecting on the Internet Master Badge**

WORKPLACE BEHAVIOR FOCUS FOR THIS UNIT



Using the Dollar Tracker, award dollars for participation. Identify students who have not earned, or are earning less, and give them opportunities in this lesson, to participate and earn money. Dollars are given for participation not for "correct" answers.



LESSON PLAN

WARM UP

1. Ask students to write down their three favorite badges they have unlocked together.
2. Call on more students and have them share.



3. Give immediate feedback and record Workplace Behavior earnings on the Dollar Earnings Tracker. [6.10.DollarTracker]



"Marcus talks about his three favorite badges. Nice job participating and earning a dollar Marcus. Who else would like to share for a participation dollar."



Use supplemental material Badge Board **6.BADGE**. See **DIFFERENTIATION** below to identify supplements needed for your students.



DIFFERENTIATION



T1 Correct Verbal Response.

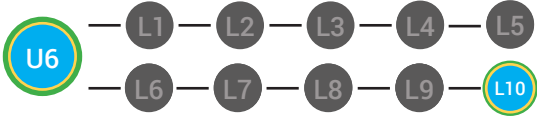


T2 Writes down badge name using **Badge Board** [6.BADGE] for this unit.



T3 Uses **Badge Board** [6.BADGE] for this unit.

Award at least four participation dollars.



GUIDED WATCHING



1. Ask, *"For a participation dollar, who can tell me the name of our next badge?"*

Answer: Connecting on the Internet Master Badge




2. Give immediate feedback and record Workplace Behavior earnings on the Dollar Earnings Tracker. [6.10.DollarTracker]



"Marcus answers Connecting on the Internet Master Badge. Nice job participating and earning a dollar Marcus. Who else would like to share for a participation dollar."



Use supplemental material Badge Board **6.BADGE**. See  **DIFFERENTIATION** below to identify supplements needed for your students.



DIFFERENTIATION



T1 Correct Verbal Response.



T2 Writes down badge name using **Badge Board** [6.BADGE] for this unit.



T3 Uses **Badge Board** [6.BADGE] for this unit.

Award at least four participation dollars.



3. Bring attention to screen, *"Let's watch this lesson. I know that [student's name] is actively watching because he has his eyes on the screen and he is actively listening by giving a thumbs up when he hears the words Connecting on the Internet Master Badge."*

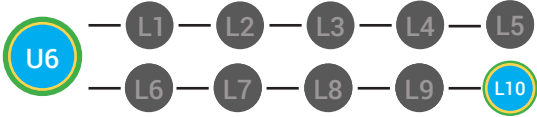
4. Ask students to give a thumbs up every time they hear and/or see the words Connecting on the Internet Master Badge in the video. Distribute **Thumbs Image Exchange cards** [6.10.THUMB]



5. Play video.



-- Video Ends (Do not click activity Button yet) --



6. Give immediate feedback and record Workplace Behavior earnings on the Dollar Earnings Tracker. [6.10.DollarTracker]



"I see students putting there thumbs up and pointing to thumb cards. Nice Job!"



Use supplemental material Thumbs Image Exchange cards **6.10.THUMB** to students. See  DIFFERENTIATION below to identify supplements needed for your students.

Award at least four participation dollars.



DIFFERENTIATION



Verbal response with examples of experience



Verbal response or holds up **Thumbs Image Exchange cards** [6.10.THUMB] for potential vocabulary word or icon



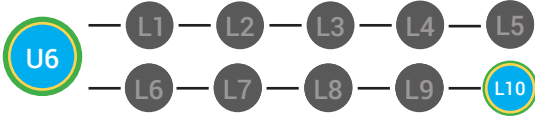
Holds up or points to **Thumbs Image Exchange cards** [6.10.THUMB] to hold up or point to potential vocabulary word or icon



Use Informal Assessment Section to have each student use the language from the video to describe the key concept of the lesson: "Connecting is being able to communicate with people online. Email is a web app that lets you send and receive messages. A chat is a message of text between two or more people. Voice chat lets you hear the person you are chatting with. Video chat lets you hear and see the person you are chatting with. When you watch videos or listen to music from a website you are using streaming media. A social network is a way to connect with many people that you can choose who you want to include and what you want to share in your network. The like button is a button found on social networks used to like posts on the Internet. A blog is a website that lets you write about the things that are interesting to you."

Throughout the Informal Assessment section, you will prompt students until they use the language from the video to describe the key concept. Once this is done, have every student in the class use their language to state the key concept. Then, have the whole class state the key concept together.

You can use phrases like, "What did the video say the/a _____ is?"



INFORMAL ASSESSMENT (AFTER PLAYING VIDEO)



1. Ask, *"For a participation dollar, what is the definition of connecting?"*

Write the term and definition in notebooks after student responses. Consider having students take notes from each lesson in a notebook or in their Google Docs account, if they have one already.



2. Ask, *"For a participation dollar, are email and video chat the same thing?"*



3. Ask, *"For a participation dollar, can you use your social network to keep in touch with friends?"*



Structure prompting to get students to come up with a definition using language from the video.


Key Concept: "Connecting is being able to communicate with people online. Email is a web app that lets you send and receive messages. A chat is a message of text between two or more people. Voice chat lets you hear the person you are chatting with. Video chat lets you hear and see the person you are chatting with. When you watch videos or listen to music from a website you are using streaming media. A social network is a way to connect with many people that you can choose who you want to include and what you want to share in your network. The like button is a button found on social networks used to like posts on the Internet. A blog is a website that lets you write about the things that are interesting to you."

Optional: Write the term and definition in notebooks after student responses.



4. Give immediate feedback and record Workplace Behavior earnings on the Dollar Earnings Tracker. [6.10.DollarTracker]

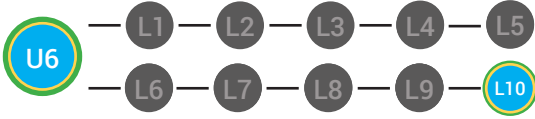


Use supplemental material YES/NO Image Exchange cards 6.IEC.Y/N to students. See  DIFFERENTIATION below to identify supplements needed for your students.



"Marcus answers yes. Nice job participating and earning a dollar Marcus. Who else would like to share for a participation dollar."

Award at least four participation dollars.



DIFFERENTIATION

- T1** Verbal response with examples of experience
- T2** Verbal response or holds up **YES/NO Image Exchange cards** [6.IEC.Y/N] for a rephrased question.
- T3** Holds up or points to **YES/NO Image Exchange cards** [6.IEC.Y/N] for a rephrased question.

PLAY ACTIVITY VIDEO

1. Ask the class, **“Who would like to unlock the Connecting on the Internet Master Badge for \$1?”**



2. Give immediate feedback and record Workplace Behavior earnings on the Dollar Earnings Tracker. [6.10.DollarTracker]

Click Activity Button to Play Activity Video

3. Student discusses with class to choose the correct answer.
- a. If student chooses correct answer, have student or whole class dance.
 - b. If student chooses incorrect answer, repeat Step 3 until student unlocks the badge.




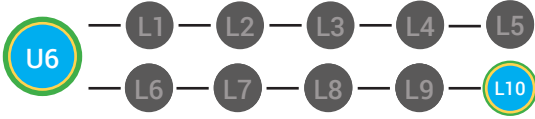
“Marcus unlocks the Connecting on the Internet Master Badge. Nice job participating and earning a dollar Marcus.”



Increase the dollar amount for shy students or to increase motivation.



Use supplemental material Lesson Badge Cut Out **6.10.6** Students that unlocked the badge will place the print out on the classroom’s **word wall**. See  **DIFFERENTIATION** below to identify supplements needed for your students.



DIFFERENTIATION

- T1** Student will use verbal prompting to unlock the badge with the class.
- T2** Student will use verbal prompting and hand signals to unlock the badge with the class
- T3** Student will use hand signals, pointing, prompting levels or adult/Tier 1 partner support to unlock the badge with the class.

ASSESSMENT/EXIT SLIP

1. Read off Dollar Earnings Tracker and announce how many dollars each student earned during the lesson .
- 2 Students will fill in their dollar earnings from the lesson using their My Digitability Earnings sheet. Have students staple this sheet into their notebooks son they can use it for the entire unit.

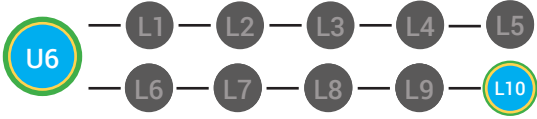


Use supplemental material Connecting on the Internet Master Badge Exit Ticket **6.10.7** to students. See DIFFERENTIATION below to identify supplements needed for your students.



DIFFERENTIATION

- T1** Student's will complete **Unit 7 Goals #1** [6.10.7.1]
- T2** Student's will complete **Unit 7 Goals #1** [6.10.7.1] or Student's will complete **Unit 7 Goals #2** [6.10.7.2]
- T3** Student's will complete **Unit 7 Goals #3** [6.10.7.3]



IMMEDIATE FEEDBACK/NEXT STEPS

1. Students will complete the Activity Video in their own accounts for independent practice/homework.
2. Check the student's score for their Unit 6: Connecting on the Internet once they complete their master badge lesson in their students account using the **Progress Report** function under the Student tab on your facilitator account.



3. Give immediate feedback and record Workplace Behavior earnings on the Dollar Earnings Tracker. [6.10.DollarTracker]



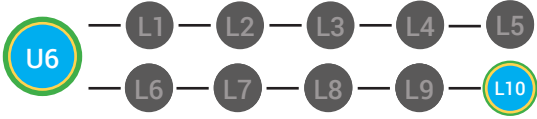
"Marcus completes their master badge lesson. Nice job staying on task and earning a dollar Marcus."



DIFFERENTIATION

- T1** Student's complete Activity Video independently.
- T2** Student's complete Activity Video independently.
- T3** Student's complete Activity Video independently, may use assistance on the computer

4. Read off Dollar Earnings Tracker and announce how many dollars each student earned during the lesson.
5. Students will fill in their dollar earnings from the lesson using their My Digitability Earnings sheet. Have students staple this sheet into their notebooks so they can use it for the entire unit.



END OF UNIT TASKS

1. Play games! These games are designed to reinforce knowledge and develop socialization and communication skills. The Digitability Game section includes a variety of games that can be play with students including Bingo, What am I?, Matching and Make a Website.
2. Have students complete the Show What You Know Assessments independently.
3. Administer Unit 7 Pre-assessment

WRAP UP MESSAGE

1. **Have class say the key concepts together.**

Key Concept: “Connecting is being able to communicate with people online. Email is a web app that lets you send and receive messages. A chat is a message of text between two or more people. Voice chat lets you hear the person you are chatting with. Video chat lets you hear and see the person you are chatting with. When you watch videos or listen to music from a website you are using streaming media. A social network is a way to connect with many people that you can choose who you want to include and what you want to share in your network. The like button is a button found on social networks used to like posts on the Internet. A blog is a website that lets you write about the things that are interesting to you.”

2. **“Now we know what the Internet is and can use it in a sentence. Whenever you use the word Internet correctly, and at appropriate times (on-topic), you will earn a dollar.”**



UNIT 6: CONNECTING ON THE INTERNET

SHOW WHAT YOU KNOW

STAGE GOAL

Student is able to develop conceptual knowledge and comprehension of using the Internet as measured by the unit objectives below.

OBJECTIVE

Student will be able to identify basic Internet terminology in a paragraph using the TAG writing strategy as measured by Digitability’s Unit 6: Connecting on the Internet rubric.

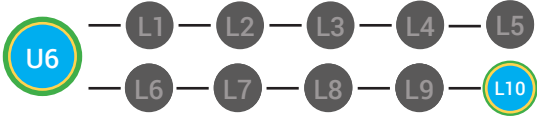
Student will be able to count denominations of money in their equivalent amounts in order to add up the total sum of money earned as measured by Digitability’s Unit 6: Show What You Know rubric.

WORK SMARTER, NOT HARDER

Domains: Reading Comprehension. Writing. Math Ability and Money Skills

INCLUDED RESOURCES

- TAG mini-lesson
- Differentiated writing probes
- Differentiated conceptual math probes
- Differentiated Rubrics
- Paychecks



EXPLANATION FOR WRITING AND MATH PROBES

Now that students are able to identify basic Internet vocabulary, you can use this activity to address other personalized, educational goals.

Students are given writing probes based on ability and tiered levels. Students complete a writing prompt and math probe based on vocabulary used. Use Digitability Paychecks to positively reward students for the dollars students earn in the math probe.

This activity assesses your student' comprehension of Unit 6 through reading comprehension, writing math ability and money skills.



TAG

SHOW WHAT YOU KNOW

T
Turn the question into an answer.

Connecting online means...

A
Answer the question.

online communication like messaging/chatting, video chat, social networking, blogging, and posting and commenting on web pages.

G
Give 1-3 examples to support your answer.

For example, you can use commenting, posting, and the like button to connect online.



TAG


SHOW WHAT YOU KNOW

DIRECTIONS

PART ONE

Whole group mini-lesson on the TAG writing strategy for 10-15 mins.

INTRODUCTION AND SAMPLE SCRIPT



TEACHER

Write TAG on the board.

"TAG is a writing strategy to make sure we can create a topic sentence to answer a writing a prompt with a clear and full message."

TEACHER

Point to the T on the board.

"The T stands for turn the question into a topic sentence."

Write "Turn the question into a topic sentence" next to the T.

TEACHER

Point to the A on the board.

"The A stands for answer the questions."

Write "Answer the questions" on the board.

**TEACHER**

Point to the G on the board.

"The G stands for give 1-3 examples to support your answer."

Write "Give 1-3 examples to support your answer" next to the G.

TAG PRACTICE**TEACHER**

"Let's practice the TAG strategy with this question: what is a website applications?"

Write "What does connecting online mean?" on the board.

TEACHER

"The first thing we must do to use the TAG writing strategy is to turn the question into a topic sentence."

Point to the T on the board for visual reinforcement

"So, I start by writing"Connecting online means..."

Write "Connecting online means"

TEACHER

"Now we must answer the question."

Point to the A on the board.

"Who can tell me what connecting online means?"

STUDENT

Possible answer. Online communication like messaging/chatting, video chat, social networking, blogging, and posting and commenting on web pages.

STUDENT

- Turn and talk
- Student[s] point Internet definition on the classroom/student **word wall**.
- Play video for Unit 6: Connecting on the Internet Master Badge lesson

TEACHER

"Finally, we need to give 1-3 examples to support our answer."

Point to the G on the board.

"Who can give me an example to prove my answer that connecting online means online communication?"



STUDENT**Possible answer:**

1. Messaging/chatting, video chat, social networking, blogging, and streaming media.
2. You can use commenting, posting, and the like button to connect online.

Possible differentiated responses:

- turn, talk, and post-it {partners discuss examples and one partner writes 1 example down on a post-it: note: mixed ability partners ideal for this response.}
- draw an example

VOCABULARY CONNECTIONS**TEACHER**

"Let's go back and underline our vocabulary words from Unit 1 through Unit 6. Remember, use the word wall help you find our vocabulary words for Unit 1, 2, 4, 5 and 6."

STUDENT

Possible answer: Unit 6 vocabulary: connecting online, connecting with chatting, connecting with email, voice chat, video chat, social network, streaming media, like button, connecting with blogs.



Possible redirections:

- Student[s] underlines words on the board
- Student[s] points to corresponding words on the word wall




 **YES OR NO IMAGE
EXCHANGE CARD**


6.IEC.Y/N

 <p>YES</p>	 <p>NO</p>
--	--



 **THUMBS IMAGE
EXCHANGE CARD**

6.10.THUMB





Connecting Online



Connecting Email



Connecting Chatting



Voice Chat



Video Chat



Streaming Media



Social Network



Liking



Connecting Blogs

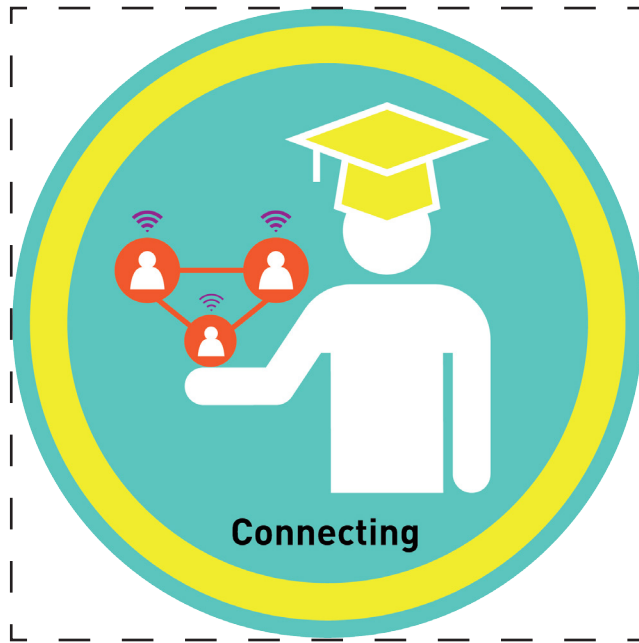


Connecting



WORD WALL PRINTOUT

6.10.6

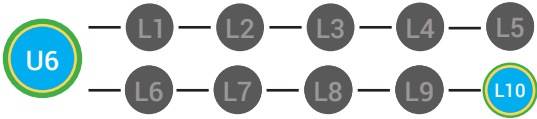


We can identify
basics of connecting online!



DIFFERENTIATION

Choose to cut out the badge and definition or only the badge for your classroom word wall



T1 **CONNECTING ON THE INTERNET**
MASTER BADGE EXIT TICKET UNIT 7 GOALS
6.10.7.1

Name: _____

Date: _____

PART 1 DIRECTIONS

Use this worksheet to check your progress in Digitability's Unit 6: Connecting Basics

BADGES	CIRCLE THE WORD "YES" WHEN YOU UNLOCK A BADGE IN YOUR ACCOUNT	IF YOU CIRCLED "YES", GIVE YOURSELF 1 POINT AND FIND THE SUM OF YOUR TOTAL POINTS.
Connecting	YES	+ _____
Connecting with Email	YES	+ _____
Connecting with Chat	YES	+ _____
Connecting with Voice Chat	YES	+ _____
Connecting with Video Chat	YES	+ _____
Streaming Media	YES	+ _____
Social Network	YES	+ _____
The Like Button	YES	+ _____
Connecting with Blogs	YES	+ _____

TOTAL BADGES EARNED: _____



L1

L2

L3

L4

L5

L6

L7

L8

L9

L10

LVL 1 UNIT 6: CONNECTING ON THE INTERNET
LESSON 10 CONNECTING ON THE INTERNET MASTER BADGE



MASTER BADGE

Unit 6: Connecting Basics

CIRCLE THE WORD "YES" WHEN YOU UNLOCK THE MASTER BADGE IN YOUR ACCOUNT

YES

IF YOU CIRCLED "YES", GIVE YOURSELF 1 POINT AND FIND THE SUM OF YOUR TOTAL POINTS.

+ _____

TOTAL MASTER BADGES EARNED: _____

ADD IT UP!

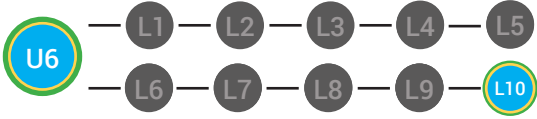
TOTAL BADGES:

+ _____

TOTAL MASTER BADGES:

+ _____

TOTAL: _____



T2 **CONNECTING ON THE INTERNET**
MASTER BADGE EXIT TICKET UNIT 7 GOALS
6.10.7.2

Name: _____

Date: _____

PART 2 DIRECTIONS

Circle 1 goal for Unit 7 based on the total # of **BADGES & MASTER BADGES** sum from Part 1.

YOUR TOTAL #	UNIT 2 GOAL
13	I will continue to consistently use Digitability and complete all of my lessons and unlock all of my badges for Unit 7.
12	I will check my account on the Monday of every week to make sure that I am completing all of my lessons and unlocking all of my badges for Unit 7.
5-11	I will check my account on Mondays and Wednesdays of every week to make sure that I am completing all of my lessons and unlocking all of my badges for Unit 7.
0-4	I will check my account every night of the week for homework to make sure that I am completing all of my lessons and unlocking all of my badges for Unit 7.



T3 **CONNECTING ON THE INTERNET**
MASTER BADGE EXIT TICKET UNIT 7 GOALS
6.10.7.3

Name: _____

Date: _____

PART 1 DIRECTIONS











Use this worksheet to check your progress in Digitability's Unit 6: Connecting Basics.

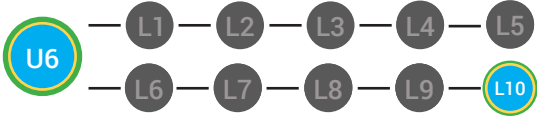
BADGE

**CIRCLE THE ✓ IF YOU UNLOCKED THE BADGE
 OR MASTER BADGE**





 <p>Voice Chat</p>	
 <p>Video Chat</p>	
 <p>Streaming Media</p>	
 <p>Social Network</p>	
 <p>Liking</p>	

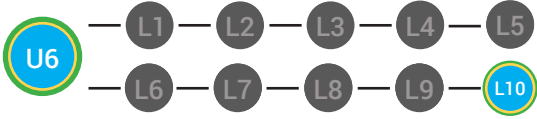


LVL 1 UNIT 6: CONNECTING ON THE INTERNET
 LESSON 10 CONNECTING ON THE INTERNET MASTER BADGE



<p>Connecting Blogs</p>	
<p>Connecting</p>	

TOTAL BADGES AND MASTER BADGES EARNED: _____



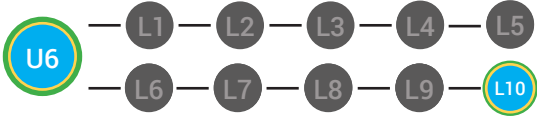
T1 TAG ADD IT UP
6.TAG.1

Name: _____

Date: _____

WORD USED:	AMOUNT FOR USING THE WORD CORRECTLY:	FIND THE SUM OF EACH WORD USED CORRECTLY:
connecting online	\$1	+ _____
connecting with chat	\$1	+ _____
connecting with email	\$1	+ _____
the Like button	\$2	+ _____
voice chat	\$2	+ _____
video chat	\$2	+ _____
social networking	\$3	+ _____
connecting with blogging	\$4	+ _____
streaming media	\$4	+ _____

DOLLARS EARNED: \$ _____



T1 TAG WRITING RUBRIC

6.TAG.1

Name: _____

Date: _____

	ADVANCED 4 POINTS	PROFICIENT 3 POINTS	BASIC 2 POINTS	BELOW BASIC 1 POINT
T & A: Turn Question into a Topic Sentence and Answer Question (4/4)	Topic sentence is clear, correctly placed, and correctly answered. Nice job!	Topic sentence is either unclear or incorrectly placed, but has a correct answer. Next Steps: For homework, you will rethink and rewrite your topic sentence.	Topic sentence is unclear but is correctly placed and has a correct answer. Next Steps: For homework, you will rethink and rewrite your topic sentence.	Topic sentence is unclear, incorrectly placed and did not have an accurate answer. Next Steps: For homework, you will rethink and rewrite your topic sentence and select a correct answer.
G: Give Supporting Examples (4/4)	Paragraph(s) has three or more supporting example sentences that relate back to the topic sentence. Nice job!	Paragraph(s) has two supporting detail sentences that relate back to the topic sentence. Next Steps: For homework, you will compose three supporting example sentences that relate back to the topic sentence.	Paragraph(s) has one supporting example sentence that relates back to the topic sentence. Next Steps: For homework, you will compose three supporting example sentences that relate back to the topic sentence.	Paragraph(s) has no supporting example sentences that relate back to the topic sentence. Next step: For homework, you will compose three supporting example sentences that relate back to the topic sentence.
Legibility (4/4)	Legible handwriting, typing, or printing. Nice work!	Writing is legible in most places. Next step: For homework, you will either rewrite or type up your paragraph(s) so that they are completely legible.	Writing is not legible in places. Next step: For homework, you will either rewrite or type up your paragraph(s) so that they are completely legible.	Writing is not legible. Next step: For homework, you will either rewrite or type up your paragraph(s) so that they are completely legible.
Mechanics (4/4)	Paragraph(s) has no errors in punctuation, capitalization, and spelling. Great work!	Paragraph(s) has 1-2 punctuation, capitalization, and/or spelling errors. Next Steps: For homework, you will correct all errors.	Paragraph(s) has 3-5 punctuation, capitalization, and/or spelling errors. Next Steps: For homework, you will correct all errors.	Paragraph(s) has 6+ punctuation, capitalization, and/or spelling errors. Next Steps: For homework, you will correct all errors.



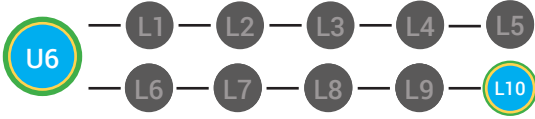
	ADVANCED 4 POINTS	PROFICIENT 3 POINTS	BASIC 2 POINTS	BELOW BASIC 1 POINT
Creativity/Style (4/4)	Makes writing descriptive by using 5-10 adverbs, adjectives and/or prepositional phrases appropriately in each paragraph(s), ALL of the time. WOW! Great work!	Makes writing descriptive by using 5-10 adverbs, adjectives and/or prepositional phrases appropriately in each paragraph(s), most of the time. Next Steps: For homework, you will rewrite your paragraph(s), implementing 5-10 adverbs, adjectives and/or prepositional phrases appropriately.	Makes writing descriptive by using 5-10 adverbs, adjectives and/or prepositional phrases appropriately in each paragraph(s), some of the time. Next Steps: For homework, you will rewrite your paragraph(s), implementing 5-10 adverbs, adjectives and/or prepositional phrases appropriately.	Does not use adverbs, adjectives and/or prepositional phrases to make writing descriptive. Next Steps: For homework, you will rewrite your paragraph(s), implementing 5-10 adverbs, adjectives and/or prepositional phrases appropriately.

WRITING PROBE

STUDENT SCORED ___ / 20 POINTS ON THEIR WRITING PROBE RUBRIC
 WITH _____% ACCURACY.

MATH PROBE

STUDENT CALCULATED ___ / 8 VOCABULARY TERMS
 WITH _____% ACCURACY.



T2 TAG WRITING PROMPT

6.TAG.2

Name: _____

Date: _____

WORD BANK

- | | | | |
|-----------------|--------------------------|-------------------|-----------------------|
| video chat | connecting with blogging | connecting online | connecting with chat |
| the like button | social network | streaming media | connecting with email |

1. _____ means that you can use online communication to message/chat, video chat, social network blog, and post and comment on web pages. There are many different ways to connect online. 2. _____ lets you send messages very quickly and have conversations on the internet. There are different ways to chat online. You can use voice chat, which lets you use your computer's microphone and speakers so that you can speak and listen to others online. 3. _____ is another kind of chat that lets you use your computer's webcam so that you can see and hear the person you are chatting with. Another way to connect online is by 4. _____. This is a website application that lets you send and receive messages online using your email address. Finally, you can use your 5. _____ to connect with many people at the same time when you are online. You can use the commenting, posting, and 6. _____, which lets you like posts, in your network when viewing and sharing information, videos, music, and more. Also, you can use 7. _____ to let you write about topics that interest you to share in your network. Finally, you can connect online by 8. _____, or watching videos and listening to music from a website.

SCORE: Student correctly answered ___ /8 vocabulary terms with _____% accuracy.



T2 TAG CHECK YOUR ANSWER!

6.TAG.2

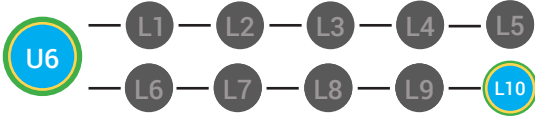
Name: _____

Date: _____

WORD USED:	IF YOU GOT IT CORRECT, CIRCLE THE DOLLAR AMOUNT:	IF YOU GOT IT CORRECT, ADD IT UP:
1) Connecting online(\$1)		+ _____
2) Connecting with chatting (\$1)		+ _____
3) Video chat (\$1)		+ _____
4) Connecting with email (\$2)		+ _____
5) Social network (\$2)		+ _____
6) The Like Button(\$2)		+ _____
7) Connecting with blogging (\$4)		+ _____
8) Streaming media (\$5)		+ _____

DOLLARS EARNED: \$ _____

SCORE: Student correctly answered ___ /8 vocabulary terms with _____% accuracy.



T3 TAG WRITING PROMPT

6.TAG.3

Name: _____

Date: _____

(1. connecting online/ search menu) means that you can use online communication to message/chat, video chat, social network blog, and post and comment on web pages. There are many different ways to connect online **(2. connecting with blogging/connecting with chatting)** you to send messages very quickly and have conversations on the internet. There are different ways to chat online. You can use voice chat, which lets you use your computer’s microphone and speakers so that you can speak and listen to others online. **(3. video chat/ voice chat)** is another kind of chat that lets you use your computer’s webcam so that you can see and hear the person you are chatting with. Another way to connect online is by **(4. connecting with email/social network)**. This is a website application that lets you send and receive messages online. Finally, you can use your **(5. social network/like button)** to connect with many people at the same time when you are online. You can use the commenting, posting , and **(6. The like buttons/posting)**, which lets you like posts, in your network when viewing and sharing information, videos, music, and more. Also, you can use **(7. connecting with blogging/ connecting with chatting)** to let you write about topics that interest you to share in your network. Finally, you can connect online by **(8. voice chat/ streaming media)**, or watching videos and listening to music from a website.

SCORE: Student correctly answered ___ /8 vocabulary terms with _____% accuracy.



Digitability

DATE _____

PAY TO THE ORDER OF _____ \$ _____

_____ DOLLARS

MEMO _____

Digitability

DATE _____

PAY TO THE ORDER OF _____ \$ _____

_____ DOLLARS

MEMO _____

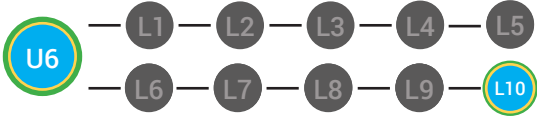
Digitability

DATE _____

PAY TO THE ORDER OF _____ \$ _____

_____ DOLLARS

MEMO _____



ASSESSMENT DATA
SHOW WHAT YOU KNOW

STUDENT NAME	TIER	DATE: _____ UNIT 5 WRITING PROBE SCORE	DATE: _____ UNIT 5 MATH PROBE SCORE
Franklin M.	1	19/20 or 95%	80%
Winnie G.	2	5/8 or 63%	75%
Barkley P.	3	6/8 or 75%	95%



The Online Olympics

Objective Student is able to describe methods for communicating online.

Differentiated Activity



Materials

Tape, Cue cards, Two handheld mirrors, Chatting/Instant Message Template, Blog Post Template

Activity Description

This is like a modified version of a charades relay race where learners in teams of two will model the different modes of online communication. Each pair will perform the style of communication in front of the rest of the class (much like a gymnastics routine with the audience and judges watching).

It might be helpful for the teacher to first model the relay with an assistant and then prompt the learners. Print out the provided cue cards, and templates to indicate to the pair which style of online communication to model.

- 1 **Email:**
Write a short message on a piece of paper and fold it into a paper plane and send it off to your partner.
- 2 **Chatting/Instant Message:**
Sit back to back (give each person a different color pen/marker) and pass the same paper back and forth while until the page is completely full (or use the provided template).
- 3 **Voice Chat:**
Have the pair sit back to back and maintain a conversation. Each pair should respond at least 3 times.
- 4 **Blog Post:**
Each pair must complete the blog post template about a pet or family member and then tape it on the wall for all the class to see.



Please refer to your supplemental guide for support on reinforcement and prompting.



Email:

Write a short message on a piece of paper and fold it into a paper plane and send it off to your partner.

Chatting/Instant Message:

Sit back to back (give each person a different color pen/marker) and pass the same paper back and forth while until the page is completely full (or use the provided template).

Voice Chat:

Have the pair sit back to back and maintain a conversation. Each pair should respond at least 3 times.

Blog Post:

Each pair must complete the blog post template about a pet or family member and then tape it on the wall for all the class to see.



[Empty light blue speech bubble for Player 1]

[Empty light green speech bubble for Player 2]



[Empty light blue speech bubble for Player 1]

[Empty light green speech bubble for Player 2]



[Empty light blue speech bubble for Player 1]

[Empty light green speech bubble for Player 2]




Blogger: My Blog x

www.blogger.com

View blog

My blogs

Say hello to Emma!



I am Emma. I love to have fun and do have fun most of the time. I love to get all dirty and messy, hate to get groomed, love watching, chasing and hunting squirrels, rabbits and other small critters.

Comment :



What am I? V1

Objective Student is able to describe methods for communicating online.

Differentiated Activity



Materials


9 What am I? Clue Cards, 9 Badges, Scissors, A bowl or box

Activity Description

1 Each player is given a lesson badge.




2 A player is called up in front of the group of players to be the “Badge.” . The Badge does not read the word on his badge, but instead offers one clue to the audience and then asks, “What am I?”



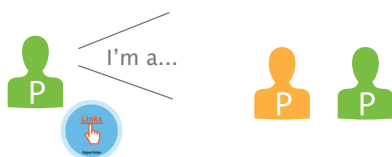
3 Based on the clue given, the audience attempts to answer the question in the format of “You are a _____ !”



4 If no one guesses the lesson badge, the player will give another clue. This repeats until the lesson badge is guessed.



5 When a member of the audience guesses correctly, it is their turn to present to the audience and offer clues.



If the student is struggling to provide clues, you can provide the What am I Clue Card that matches their badge.

Consider laminating materials and using velcro.

Please refer to your supplemental guide for support on reinforcement and prompting.

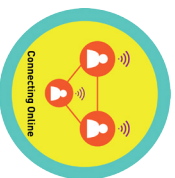
Units 6. Connecting Online_What am I? Clue Cards 1

Units 6. Connecting Online

What am I? _Clue Card

- Clue:**
- I am a verb that describes online communication including instant messaging/chatting, video chat, social networking, blogging, and posting and commenting on web pages.
What am I?

Answer: Connecting Online




Units 6. Connecting Online

What am I? _Clue Card

- Clue:**
- I am an application that lets you send and receive messages on the Internet. **What am I?**

Answer: Connecting with Email



Units 6. Connecting Online

What am I? _Clue Card.

- Clue:**
- I allow people to send messages to each other very quickly and allow conversations on the Internet.
What am I?

Answer: Connecting with Chatting

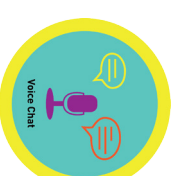


Units 6. Connecting Online

What am I? _Clue Card

- Clue:**
- Most computers have microphones and speakers built-in so that you can use your computer to speak and listen to others. **What am I?**

Answer: Voice Chat



Units 6. Connecting Online_What am I? Clue Cards 2

Units 6. Connecting Online

What am I?_Clue Card

- Clue:**
- Using a built-in camera or webcam I allow you to hear and see the person you are chatting with.
What am I?

Answer: Video Chat

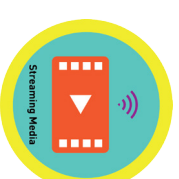


Units 6. Connecting Online

What am I?_Clue Card

- Clue:**
- When you watch videos or listen to music from a website you are using me.
What am I?

Answer: Streaming Media



Units 6. Connecting Online

What am I?_Clue Card.

- Clue:**
- I allow you to connect with many people at the same time on the Internet and allow you to choose who you want to include in your network and what you want to share.
What am I?

Answer: Social Network




Units 6. Connecting Online

What am I?_Clue Card

- Clue:**
- When you click on me you are telling people in your social networks that you like something on the Internet.
What am I?

Answer: Like Button



Units 6. Connecting Online_What am I? Clue Cards 3

Units 6. Connecting Online

What am I?_Clue Card


Clue:

- I am a website that let's you write about the things that are interesting to you.
- I can have text, photos, videos, and more on my posts. **What am I?**

Answer: Connecting Blogs











What am I? V2

Objective Student is able to describe methods for communicating online.

Differentiated Activity



Materials


9 What am I? Clue Cards, 9 Badges, Scissors, A bowl or box

Activity Description

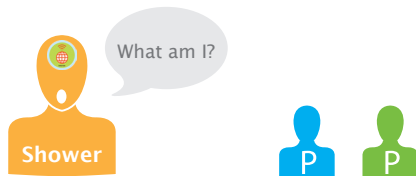
1 Players are each given a lesson badge. However, in this version, players do NOT look at their badges.



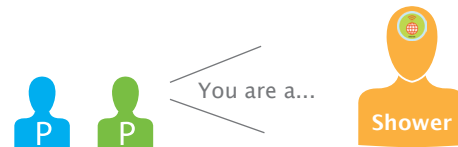
2 Instead, the card must be put on the player's body where they can not see it. Students are paired or put into small groups.



3 One member of the group is assigned to be the "Shower." The shower presents their lesson badge and asks the group or partner, "What am I?"



4 Each player takes a turn giving the Shower a clue. When the Shower guesses which badge they are wearing, they can remove their badge and hang it on an approved surface for everyone to see.



5 Then, a new Shower is assigned and learners repeat step 4 until every shower has had a chance to guess their badge.

Consider laminating materials and using velcro.

Please refer to your supplemental guide for support on reinforcement and prompting.

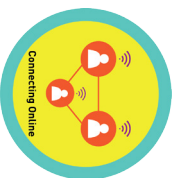
Units 6. Connecting Online_What am I? Clue Cards 1

Units 6. Connecting Online

What am I? Clue Card

- Clue:**
- I am a verb that describes online communication including instant messaging/chatting, video chat, social networking, blogging, and posting and commenting on web pages.
- What am I?**

Answer: Connecting Online



Units 6. Connecting Online

What am I? Clue Card

- Clue:**
- I am an application that lets you send and receive messages on the Internet. **What am I?**

Answer: Connecting with Email



Units 6. Connecting Online

What am I? Clue Card.

- Clue:**
- I allow people to send messages to each other very quickly and allow conversations on the Internet.
- What am I?**

Answer: Connecting with Chatting

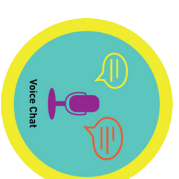


Units 6. Connecting Online

What am I? Clue Card

- Clue:**
- Most computers have microphones and speakers built-in so that you can use your computer to speak and listen to others. **What am I?**

Answer: Voice Chat



Units 6. Connecting Online_What am I? Clue Cards 2

Units 6. Connecting Online

What am I?_Clue Card

- Clue:**
- Using a built-in camera or webcam I allow you to hear and see the person you are chatting with.
What am I?

Answer: Video Chat

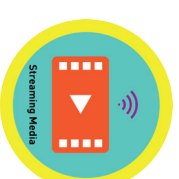


Units 6. Connecting Online

What am I?_Clue Card

- Clue:**
- When you watch videos or listen to music from a website you are using me.
What am I?

Answer: Streaming Media



Units 6. Connecting Online

What am I?_Clue Card.

- Clue:**
- I allow you to connect with many people at the same time on the Internet and allow you to choose who you want to include in your network and what you want to share.
What am I?

Answer: Social Network




Units 6. Connecting Online

What am I?_Clue Card

- Clue:**
- When you click on me you are telling people in your social networks that you like something on the Internet.
What am I?

Answer: Like Button



Units 6. Connecting Online_What am I? Clue Cards 3

Units 6. Connecting Online

What am I?_Clue Card

Clue:

- I am a website that let's you write about the things that are interesting to you.
- I can have text, photos, videos, and more on my posts. **What am I?**

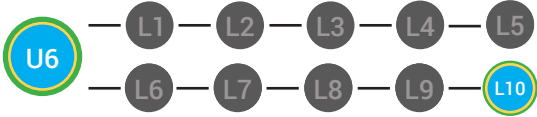
Answer: Connecting Blogs











Test Administrator: _____

Student: _____ Age: _____

Special Education Classification: _____

Verbal Ability

- less than 4 words complete sentences
- 4-5 words / fragment age-appropriate language

Reading Comprehension

- on or above grade level
- 1-2 years below grade level
- 3-4 years below grade level
- more than 4 years below grade level

Directions:

Administer the Pre-Implementation Assessment Data Form and the Student Assessment to determine the baseline knowledge of the student. Place the Student Assessment Form in front of the student. To allow the student to focus on one question at a time, consider covering a portion of the page. Speak the question Statements marked with a **Q** to prompt the student. The student may speak, point or circle their answer. If the student gives the correct answer as their first response, mark a **1** in the score box. If the student gives an incorrect answer as their first response, mark a **0** in the score box. At the end of the assessment, add the number of correct answers and mark it in the total correct answers box at the bottom of the Data Form.

Unit 7. Google Account Applications

Student is able to recognize the function of various Google Internet applications.

TRIAL 1

Q When you have a google account what types of website applications can you use?

- a. field box and cereal box
- b. Gmail
- c. picture of dog

Enter 1 for a correct answer

Enter 0 for an incorrect answer

• Acceptable answer: b.

- Student answered in: less than 4 words complete sentence
- 4-5 words / fragment age-appropriate language

TRIAL 2

Q Where is all your google account information stored?

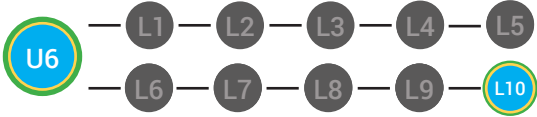
- a. picture of calendar
- b. picture of the photoshop
- c. picture of the internet

Enter 1 for a correct answer

Enter 0 for an incorrect answer

• Acceptable answer: c.

- Student answered in: less than 4 words complete sentence
- 4-5 words / fragment age-appropriate language



TRIAL 3

Q What is google email called?

- a. gmail
- b. UPS
- c. airmail

Enter 1 for a correct answer

Enter 0 for an incorrect answer

● Acceptable answer: a.

- Student answered in: less than 4 words complete sentence
- 4-5 words / fragment age-appropriate language

TRIAL 4

Q Before you can use all of google applications, what must you do first?

- a. turn the computer on
- b. create a google account
- c. compose an email

Enter 1 for a correct answer

Enter 0 for an incorrect answer

● Acceptable answer: b.

- Student answered in: less than 4 words complete sentence
- 4-5 words / fragment age-appropriate language

TRIAL 5

Q When you save documents to your google account where can you access them from?

- a. any computer that is connected to the internet
- b. only your private computer
- c. from your work place only

Enter 1 for a correct answer

Enter 0 for an incorrect answer

● Acceptable answer: a.

- Student answered in: less than 4 words complete sentence
- 4-5 words / fragment age-appropriate language

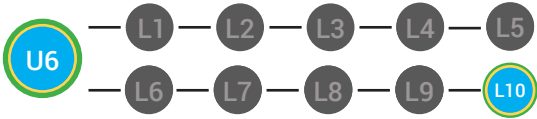
Unit 7 Total score :

✓ Enter the number of correct answers.

total correct answers %

When the student completes this unit in the learning system, you will receive their score for completing the unit's objective. You can compare their baseline score and the progress made to determine the student growth.

- Total correct 1 = 20%
- answers: 2 = 40%
- 3 = 60%
- 4 = 80%
- 5 = 100%



Student Assessment

Student:

Name:

Age:


Unit 7. Google Account Applications

Student is able to recognize the function of various Google Internet applications.

TRIAL 1

When you have a google account what types of website **applications** can you use?


a Field box & cereal box



b Gmail



c Dog



TRIAL 2

Where is all your **google account** information stored?

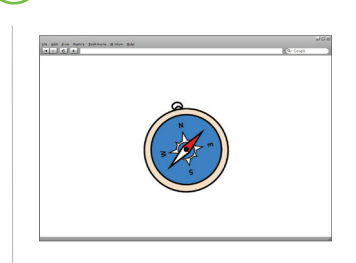
a Calendar



b Photoshop



c Internet



TRIAL 3

What is **google email** called?

a Gmail



b UPS



c Airmail





TRIAL 4

Before you can use all of google applications, what must you **do first**?


a Turn the computer on



b Create a google account



c Compose an email



TRIAL 5

When you save documents to your google account where can you **access** them from?


a Any computer that is connected to the internet

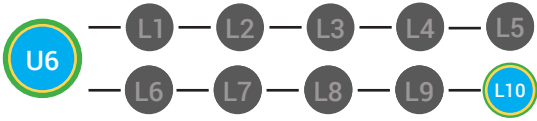


b Only your private computer



c From your work place only





MY DIGITABILITY EARNINGS TRACKER

Unit 6 Connecting on the Internet | 6.10.8

DIRECTIONS: Keep this page safe! After each lesson, mark down the date and the dollars you earned.

Name: _____

	DATE:	DOLLARS EARNED:
LESSON 1: CONNECTING		
LESSON 2: CONNECTING WITH EMAIL		
LESSON 3: CONNECTING WITH CHAT		
LESSON 4: CONNECTING WITH VOICE CHAT		
LESSON 5: CONNECTING WITH VIDEO CHAT		
LESSON 6: STREAMING MEDIA		
LESSON 7: SOCIAL NETWORKS		
LESSON 8: THE LIKE BUTTON		
LESSON 9: CONNECTING WITH BLOGS		
LESSON 10: MASTER BADGE		

TOTAL DOLLARS EARNED: