

# Digitability™



## Icebreaker Activities

### Bingo

# Digitability™

## Instructions:

- 1) Tell students ***"We are going to participate in an interview activity where you will ask each other questions."***
- 2) Distribute Bingo board to each student.
- 3) Inform students ***"With your Bingo card in hand, you will be moving around the room looking for someone who matches a description on your Bingo card. Once you have matched the person you are interviewing to a statement on your Bingo card, you will move on to interview someone else. Someone may not sign your card twice until you have collected a signature from everyone else."***
- 4) Prompt students ***"We will have 10 minutes to collect as many signatures as you can. Remember, once you get a signature, find some new for the next square. Stand up with your card. Begin."***

## Differentiated Instruction:













- If a student is unable to sign their name, they may initial, place an "X"
- Some students may be assigned a partner for support.
- Alternatively, the activity can be completed whole group. Distribute Bingo cards to all students and use "Cutouts for Getting to Know Your Coworkers" to randomly select statements. Read statements out loud and students may raise their hand if it relates to them.



## Intro

## CONNECTING WITH YOUR COWORKERS BINGO!

Directions: Catch up with your coworkers! Walk around and greet others. Ask one question Find someone who has done each activity before and write their name in that box. Each person's name can only be used one time. Try to get as many names as you can!










 Sent an email _____ (name)	 Texted with friends _____ (name)	 Has a Gmail account _____ (name)	 Played video games _____ (name)	 Watched Youtube _____ (name)
 Made a phone call _____ (name)	 Commented online _____ (name)	 Liked something online _____ (name)	 Paid for work or chores _____ (name)	 Used Google Slides _____ (name)
 Used a computer _____ (name)	 Used Social Media _____ (name)	 Used Google Documents _____ (name)	 Video chatted with others _____ (name)	 Messaged someone online _____ (name)
 Received a video game console _____ (name)	 Watched movies _____ (name)	 Posted a picture online _____ (name)	 Searched the internet _____ (name)	 Set an alarm to wake up _____ (name)

Name Date 

Intro

## CONNECTING WITH YOUR COWORKERS BINGO!

Directions: Catch up with your coworkers! Walk around and greet others. Find someone who has done each activity before. Cross that box off with your initials or an X until they are all filled.










 Sent an email	 Texted with friends	 Has a Gmail account	 Played video games	 Watched Youtube
 Made a phone call	 Commented online	 Liked something online	 Paid for work or chores	 Used Google Slides
 Used a computer	 Used Social Media	 Used Google Documents	 Video chatted with others	 Messaged someone online
 Received a video game console	 Watched movies	 Posted a picture online	 Searched the internet	 Set an alarm to wake up

Name Date 

## Intro

## CONNECTING WITH YOUR COWORKERS BINGO!









Directions: Catch up with your coworkers! Walk around and greet others. Find someone who has done each activity before. Point to each activity that they have done!

 Sent an email	 Texted with friends	 Has a Gmail account	 Played video games	 Watched Youtube
 Made a phone call	 Commented online	 Liked something online	 Paid for work or chores	 Used Google Slides
 Used a computer	 Used Social Media	 Used Google Documents	 Video chatted with others	 Messaged someone online
 Received a video game console	 Watched movies	 Posted a picture online	 Searched the internet	 Set an alarm to wake up

## Intro

## CUTOUTS FOR CONNECTING WITH YOUR COWORKERS BINGO!

**Teacher Directions:** Cut each bingo card out and put them in a hat or container. Call individual students to come up and pick a bingo card out of the hat. If a student has done the tasks before they can sign off on someone else's card or share with the class.

 Sent an email	 Texted with friends	 Has a Gmail account	 Played video games	 Watched Youtube
 Made a phone call	 Commented online	 Liked something online	 Paid for work or chores	 Used Google Slides
 Used a computer	 Used Social Media	 Used Google Documents	 Video chatted with others	 Messaged someone online
 Received a video game console	 Watched movies	 Posted a picture online	 Searched the internet	 Set an alarm to wake up

# Digitability™



## Icebreaker Activities

New Year's Resolutions

# Digitability™

## Instructions:

- 1) Tell students ***"Use your Goal Setting page to set goals that you would like to achieve in the year. You will also think of ways you will be able to track your progress."***
- 2) Ask students to share their goals so others can learn more about them.

## Differentiated Instruction:

- Tier 2 activities have picture supports for students needing additional assistance.
- 
- Read areas for improvement to students aloud so they can circle or point to skills.
- Students may point to their answer.
- Students may share goals with the class.



Name

Date

Intro  
T1

## GOAL SETTING

Directions: Decide on an area that you would like to improve in this year. Include how you will measure your progress.

Example: This year, I want to improve in the area of Workplace Communication. I can measure my progress by monitoring my exit ticket scores.

1. This year, I want to improve in the area of \_\_\_\_\_. I can measure my progress by \_\_\_\_\_.
2. I also want to improve in the area of \_\_\_\_\_. I can measure my progress by \_\_\_\_\_.
3. Another area I can want to improve in is \_\_\_\_\_. I can measure my progress by \_\_\_\_\_.

Name Date Intro  
T2

## GOAL SETTING

Directions: Decide on an area that you would like to improve in this year. Include how you will measure your progress.

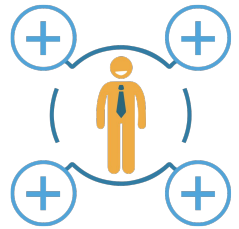
1. This year, I want to improve in the area of:



Writing



Financial Literacy



Workplace Behavior

I can measure my progress with:



Work Samples



Bank Statements



Student Report

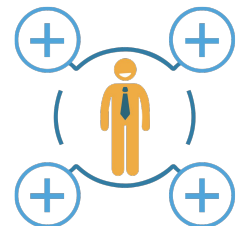
2. This year, I want to improve in the area of:



Writing



Financial Literacy



Workplace Behavior

I can measure my progress with:



Work Samples



Bank Statements



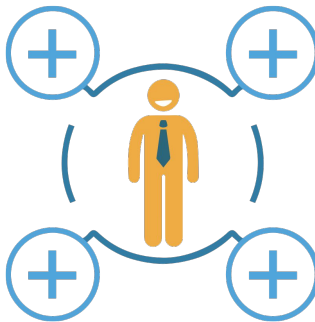



Student Report

Name Date Intro  
T3

## GOAL SETTING

Directions: Circle or point to the area you would like to improve during the new year.

**Workplace Communication****Time on Task****Interviewing Skills****Financial Literacy****Workplace Behavior****Self-Advocacy****Problem Solving****Online Safety****Time Management**