



Digitability™  
Be Work Ready!

Digitability is the only scalable, STEM-focused model that continues to be recognized as an innovative solution to the unemployment crisis facing a large – and growing – population of those with disabilities. **Whereas less than 30% of people with disabilities are employed, 70% of Digitability graduates obtain full-time employment.**



**Something for EVERY Student:** The needs of individuals who participate in Digitability run the gamut. All of your resources are extensively differentiated to support a wide range of cognitive, communication and behavioral needs.



**Reduce Time Planning & Progress Monitoring:** Digitability manages your existing special education priorities into a streamlined process. We have all the tools to enhance existing programming or serve as a foundation for innovative programming at any school or in any classroom.

#### Program Resources Include:

- ✓ 700+ Digital Literacy Lesson Plans
- ✓ 200+ Social, Communication & Behavior Resources
- ✓ 600+ Workplace Readiness Activities
- ✓ 100+ Functional Academic Resources
- ✓ 900+ Interactive Online Activities
- ✓ IEP Goal Bank and Progress Reports
- ✓ Data Dashboard to Track IEP Transition Data
- ✓ Year-long, teacher coaching on Evidence-based Practices

**Earn Amazon Gift Cards!** Our teacher coaching and professional development services reward each teacher with Amazon Gift cards throughout their process of achieving mastery of evidence-based practices and improving transition outcomes for students.



**JOBS**

**Students Obtain Full-Time Employment:** Each student graduates with a work-ready, skills-based portfolio and the social/emotional ability to persevere, self-regulate and self-advocate in learning environments that simulate “real-world” workplace settings. Digitability’s program for today’s modern workplaces has been featured on **MSNBC, CNET, NPR, TechCrunch, Ted Talks**, and showcased at **Silicon Valley’s Social Innovation Summit**.

For more information visit [digitability.com](http://digitability.com) or contact: [info@digitability.com](mailto:info@digitability.com)



TechCrunch





# The First Virtual Banking System for Special Education Students

Powered by  
Digitability

Bankability allows students to experience a modern banking app while learning financial literacy and workplace behavior.

## Online Banking is Here!

Bankability works with The Digitability Social Economy, where students earn (and later spend) virtual money for practicing workplace behavior. With Bankability, students now receive direct deposits on payday, review pay stubs and personal bank statements.




## Pay Bills and Purchase Rewards

Using Bankability, students manage their checking and savings accounts, pay bills, shop, and review their finances all from their online bank account. Teachers can customize classroom bills and rewards, run payroll, and approve purchase requests all from their Bankability dashboard.

## Data & IEP Progress Reports

Bankability also allows teachers to track workplace readiness progress using Digitability's Individual Education Program (IEP) Transition Goal Bank. Assigning each dollar to a behavior will allow teachers to track that behavior overtime. Reports can be generated at the click of a button and shared with their Special Education Team.





Digitability™  
Be Work Ready!



## The Reason Teachers Love the Digitability Program

- ✓ **1:1 Personal Implementation Coach** for EVERY teacher.
- ✓ **Evidence-based Practice Coaching** by Experts
- ✓ **IEP Goal Bank and Progress Monitoring** (at the click of a button!)
- ✓ **Rewards Program for Teacher Progress**
- ✓ **Easy to Use, Pre-Written & Differentiated Lesson Plans**
- ✓ **Differentiated, Print-Ready Social and Language Activities**
- ✓ **Google Classroom Compatible with Free Google Doc Templates**

Digitability gives teachers a ready-to-implement system that has already packaged effective methods for developing social, emotional and communication abilities as well as preparing students for their transition to independence.



## Year-Long Personalized Teacher Support & Coaching

Every teacher works with a personal coach to support classroom facilitation, reduce teacher stress and help customize projects. Teachers can schedule a call with their Coach anytime and brainstorm solutions to barriers, new projects or review curriculum resources.




## Evidence-based Practice Training by Experts

Digitability has a professional development training staff who have the requisite knowledge in the area of behavior (BCBA), autism, technology, teacher training, data management educational diagnostic to deliver the requested professional development to 250 teachers in your district.



## Data & Report Tools Included!

Monitoring progress of a wide range of individual student goals can be challenging and time consuming. That's why Digitability designed a system that makes the IEP process easier!



## Teacher Rewards Program

Digitability understands the day-to-day demands of teachers. Digitability's Professional Development Reward System incentivizes teachers as they achieve mastery of new evidence-based practices for increasing transition outcomes for students.



## Easy To Navigate Lesson Planning Materials

All lesson plans are already pre-written, scripted, differentiated, and include a three tiered system of modified resources. Your Implementation Coach will help you navigate all resources so you feel comfortable and confident implementing lessons.



## Google Classroom Compatible

In addition to being compatible with Google Classroom, Digitability trains students to use Google Applications to learn word processing, data entry, organization and workplace communication. Digitability also provides teachers with custom Google Doc Templates for creating resumes, presentation personal budgets and more.



Digitability™  
Be Work Ready!



## Visit the Digitability Website to Learn more about:



Free [IEP Goal Bank](#)



Easy to Use [Data and Reporting](#)



New [Virtual, Online Banking](#)



On-Demand [Teacher Support](#)



Want full access to the entire Digitability Curriculum?  
**Get a FREE quote to bring Digitability to your school today!**



# Lesson 12: Banking Responsibilities

Social Economy Level 1



TechCrunch





# Level 1 Internet Navigator

## Social Economy: Workplace Culture

### Lesson 12: Banking Responsibilities







#### Lesson Overview

You will need to be responsible to keep your money safe.

#### Objective

Student is able to navigate online banking features using their Bankability account.

#### What You Need:

- [Printed Money](#) 
- [Differentiated Resources](#) (Warm-up, Word Wall Badge, Exit Ticket, Etc.) 
- [Dollar Tracker](#) 
- [TAG Writing Rubric](#) 
- [Exit Ticket Part 2 Rubric for Scoring & Bankability Entry](#) 
- [Deposit Slips](#) 
- [Optional: Google Slide Online Lesson Plan](#)
- [Lesson Video: Banking Responsibilities](#)
  - [Click on Videos > Select Level 1 Internet Navigator > Select Unit Social Economy: Workplace Culture > Select Banking Responsibilities](#)

#### This Lesson Connect to:

- ✓ [Social Skills](#)
- ✓ [Functional Academics](#)
- ✓ [Workplace Readiness](#)

#### Goal Bank

- ✓ [Financial Literacy](#)
- ✓ [Digital Literacy](#)
- ✓ [Workplace Communication](#)

#### Workplace Connection Activity

Students will compare a bank statement to a list of bills to look for any differences.



# Lessons in this unit:

1. Introduction to Digitability
2. What is an Employee?
3. What is Income?
4. Online Banking with Bankability
5. What is an Account Balance?
6. How can you make a Transfer?
7. Shopping Online.
8. Paying Bills Online.
9. When is your Payday?
10. How to read your Pay Stub
11. What is a Bank Statement?
12. **Banking Responsibilities**
13. Bankability Basics Review



Sign up for Digitability to unlock hundreds of lesson plan and activities!



Sc

1.

2.

3.

4.

5.

6.

7.

8.

9.

10.

11.

12.

ST

Verbal

Goals

SOCIAL ECONOMY  
CULTURE  
MAP ACTIVITY  
on, mark down the  
Version.  
DOLLARS EARNED:

ing to

ate

Verbal

ange  
oting.

\$  
ubtracted  
account

Amount of money

ing to  
t.

4

earnings to the class, ie. "[Student] has earned three dollars for participating."

# INFORMAL ASSESSMENT

Ways to Differentiate

During  
of co

13.

14.

15.

16.

At the  
conce  
money safe.



awarding the \$1.

# ONLINE ACTIVITY

Ways to Differentiate

17.

18.

19.

20.

21.



SOCIAL SKILLS.

# EXIT TICKET PART 1: JOB ASSIGNMENT

## Ways to Differentiate

20. Choose an Exit Ticket Job Assignment for each of your students (see

Student completes

21.

22.

23.



...writing assignment.

# PART 2: WORKPLACE COMMUNICATION

Student completes [Trace n' Learn](#) card

24. "For a Participation Dollar, who will share their sentence?"

25.

26.

27.

28.

29.

30.

31.

Be


32.

33.



near [student who gave reedback] say?"

than, "I liked your drawing."



rbal

arters  
s for



S  
back



at the  
more

So

1.

2.

3.

4.



money  
bit slip

bal  
ult/Tier



### Workplace Connections Activity

**WORKPLACE CONNECTION**


Directions: Compare the bank statement to the receipt. Identify any differences.

Bill	Amount	Bill Date	Bill	Description	Amount
Rent	\$30.00	04/15/2021	04/15/2021	YouTuber @ home	-\$30.00
Web	\$15.00	04/15/2021	04/15/2021	Rent	\$30.00
Bank Fee	\$10.00	04/15/2021	04/15/2021	Payroll	\$150.00
			04/15/2021	Chase	-\$5.00
			04/15/2021	Movie Day	-\$10.00

1. What error was made in the transactions above?

Students will compare a bank statement to a list of bills to look for any differences. Enter each student's earnings from this lesson into [Bankability Payroll System](#) in the field called **Participation/Contributing**.

T3 Modify questioning to a [Yes/No](#) Format and adult/Tier 1 partner.



**PROGRESS DATA IN BANKABILITY**



### Setting Boundaries with Independent Practice

Independent practice gives students the opportunity to exercise self-regulation.



### Looking Ahead

- **Level 1 Social Economy** - Have your list of bills and rewards set up in Bankability! Here are some ideas to get you started!
- **Coaching & Rewards** - Schedule your one-week check-in call with your Coach! They can answer more questions once you implement a lesson plan with your students and identify the best resources to support your classroom needs.
- **Work Simulation** - Your coach will introduce you to the Work Simulation Competition and help brainstorm project ideas and partners! [Learn more.](#)



# Supplemental Materials

Digitability



TechCrunch





[Find All Bills Here](#)

## WORKPLACE CONNECTION

T1 BANKING  
RESPONSIBILITIES

| SE1.12.7.1 |

[GOOGLE TEMPLATE](#)

**Directions:** Compare the bank statement to the receipt. Identify any errors.

Date	Description	Amount
03/22/2021	YouTube (5 mins)	-\$10.00
03/19/2021	Rent	-\$50.00
03/15/2021	Payroll	\$119.00
03/13/2021	Chips	-\$5.00
03/13/2021	Movie Day	-\$12.00



1. What error was made in the transactions above? \_\_\_\_\_

---

2. Why is it important to check your banking account frequently? \_\_\_\_\_

---

3. What should you do if you find an error on your account? \_\_\_\_\_

---

Name

Date

## WORKPLACE CONNECTION

T2 BANKING  
RESPONSIBILITIES

| SE1.12.6.2 |

[GOOGLE TEMPLATE](#)

**Directions:** Compare the bank statement to the receipt. Identify any errors.

Date	Description	Amount
03/22/2021	YouTube (5 mins)	-\$10.00
03/19/2021	Rent	-\$50.00
03/15/2021	Payroll	\$119.00
03/13/2021	Chips	-\$5.00
03/13/2021	Movie Day	-\$12.00



1. How much does your rent cost?

**\$30.00**

**\$45.00**

2. How much did you pay for rent?

**\$20.00**

**\$50.00**

3. Did you pay the correct amount for chips?

 Yes	 No
---------	--------



Name

Date

## WORKPLACE CONNECTION

T3 BANKING  
RESPONSIBILITIES

| SE1.12.6.3 |

[GOOGLE TEMPLATE](#)

**Directions:** Compare the bank statement to the receipt. Answer the questions below.

Date	Description	Amount
03/22/2021	YouTube (5 mins)	-\$10.00
03/19/2021	Rent	-\$50.00
03/15/2021	Payroll	\$119.00
03/13/2021	Chips	-\$5.00
03/13/2021	Movie Day	-\$12.00



1. Did you pay \$30.00 for rent?

 Yes	 No
---------	--------

2. Did you earn \$119 last payday?

 Yes	 No
---------	--------

3. Did you pay the correct amount for chips?

 Yes	 No
---------	--------



# Level 1 Social Economy Lesson 1

## IMAGE EXCHANGE CARD

### SE1.NUMBERS

1	2	3	4
5	6	7	8
9	10	11	12
13	14	15	16
17	18	19	20



# BANKABILITY & THE SOCIAL ECONOMY LEVEL 1: WORKPLACE CULTURE

## SE1.GOALS MY INCOME GOALS: WARM UP ACTIVITY

**Directions:** Keep this page safe! After each lesson, mark down the date and the dollars you earned.



[Access the interactive Google Template Version.](#)

DATE	GOAL Income	DOLLARS EARNED:



**YES**



**No**

# Level 1 Social Economy Lesson 12

## IMAGE EXCHANGE CARD

SE1.12.1.2


### Warm Up




Money added to  
your account




Money subtracted  
from your account



Date



Descriptions



Amount of money

Name

Date

# Level 1 Social Economy Lesson 12

## IMAGE EXCHANGE CARD

SE1.12.2.2

Info



bills

purchases were  
made by you


were paid the right  
amount




# YES OR NO IMAGE EXCHANGE CARD

SE1.IEC.Y/N

**Directions:** To make a selection, right click on the YES or No box.



**YES**



**NO**



# T1 VOCAB PARAGRAPH

## SE1.1.4.1 | EXIT TICKET



**Access the interactive Google template version.**

**Directions:** Write a paragraph using this lesson’s vocabulary term. Be sure to describe what it is and examples. Include any ways it may be used in the workplace.

Vocab Word
Responsibilities

---



---



---



---



---



---



---



---



---



---



Name

Date



## T2 VOCAB BLOCK

SE1.12.4.2 | EXIT TICKET



[Access the interactive Google Template Version.](#)

**Define:**

**Sentence:**

**Examples:**

**Banking  
Responsibilities**

**Draw:**



**T3 TRACE 'N' LEARN**

**SE1.12.3.3 | EXIT TICKET**



[Access the interactive Google Template Version.](#)

**BANKING RESPONSIBLY**

**YOU WILL NEED TO BE**

**RESPONSIBLE FOR KEEPING**

**YOUR MONEY SAFE.**


Cash

Checks

Total

**Digitability**  
Deposit Slip

Date \_\_\_\_\_

Name \_\_\_\_\_


Cash

Checks

Total

**Digitability**  
Deposit Slip

Date \_\_\_\_\_

Name \_\_\_\_\_


Cash

Checks

Total

**Digitability**  
Deposit Slip

Date \_\_\_\_\_

Name \_\_\_\_\_


Cash

Checks

Total

**Digitability**  
Deposit Slip

Date \_\_\_\_\_

Name \_\_\_\_\_


Cash

Checks

Total

**Digitability**  
Deposit Slip

Date \_\_\_\_\_

Name \_\_\_\_\_


Cash

Checks

Total

**Digitability**  
Deposit Slip

Date \_\_\_\_\_

Name \_\_\_\_\_