

# Digitability™



## August Week 2 Preference Assessment



TechCrunch



# Instructions:

- 1) It is important to know students' preferred items and activities to use as behavior reinforcers. Tell students, ***"Today you will complete an activity that will help me get to know you better."***
- 2) Distribute worksheets to students.
- 3) Tell students, ***"Read the items and activities listed on your paper. Mark the items and activities you enjoy."***
- 4) Use the blank lines provided on the worksheet to add items or activities students may prefer that were not originally included.

# Differentiated Instruction:

- Tier 1: Students will complete the activity independently.
- Tier 2: Items can be read to students; students can mark items independently.
- Tier 3: Items will be read to students; students can mark items with assistance.

# Incorporate Bankability:

- Students may receive Bankability dollars for following directions and participating.

# Preference Assessment

Student: \_\_\_\_\_



Directions: Check off the items or activities that are preferred.

## Technology

- iPad
- Computer Time
- Video Game Time
- Listening to Music
- Watching Youtube
- Other: \_\_\_\_\_
- Other: \_\_\_\_\_

## Edible

- Candy
- Salty Snacks (chips, pretzels)
- Juice
- Soda
- Baked Goods (cookies, donuts)
- Other: \_\_\_\_\_
- Other: \_\_\_\_\_

## Escape

- Being left alone
- Time by yourself
- Homework pass
- No work day pass
- No group work pass
- Other: \_\_\_\_\_
- Other: \_\_\_\_\_

## Sensory

- Jumping
- Swinging
- Fidget toys
- Deep pressure
- Squeeze balls
- Other: \_\_\_\_\_
- Other: \_\_\_\_\_



# Preference Assessment

Student: \_\_\_\_\_



Directions: Check off the items or activities that are preferred.

## Activity

- Going for a walk
- Teacher for a lesson
- Art time
- Reading books
- Teacher's helper
- Other: \_\_\_\_\_
- Other: \_\_\_\_\_

## Tangible

- Bubbles
- Sand
- Instruments
- Puzzle
- Silly putty / slime
- Other: \_\_\_\_\_
- Other: \_\_\_\_\_

## Attention

- Talking with friends
- Talking with teachers
- Playing games with friends
- Special lunch with friends
- Special activity with friends
- Other: \_\_\_\_\_
- Other: \_\_\_\_\_

## Tangible

- Board games
- Stickers
- Bean bag
- Light up toys
- Special pen / pencil
- Other: \_\_\_\_\_
- Other: \_\_\_\_\_








# Preference Assessment

Student: \_\_\_\_\_






Directions: Check off the items or activities that are preferred.






## Technology

- iPad 
- Computer Time 
- Video Game Time 
- Listening to Music 
- Watching Youtube 






## Edible

- Candy 
- Salty Snacks (chips, pretzels) 
- Juice 
- Soda 
- Baked Goods (cookies, donuts) 

## Escape

- Being left alone 
- Time by yourself 
- Homework pass 
- No work day pass 
- No group work pass 

## Sensory

- Jumping 
- Swinging 
- Fidget toys 
- Deep pressure 
- Squeeze balls 





# Preference Assessment

Student: \_\_\_\_\_








Directions: Check off the items or activities that are preferred.

## Activity

- Going for a walk 
- Teacher for a lesson 
- Art time 
- Reading books 
- Teacher's helper 

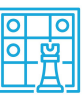




## Tangible

- Bubbles 
- Sand 
- Instruments 
- Puzzle 
- Silly putty / slime 

## Attention

- Talking with friends 
- Talking with teachers 
- Playing games with friends 
- Special lunch with friends 
- Special activity with friends 

## Tangible

- Board games 
- Stickers 
- Bean bag 
- Light up toys 
- Special pen / pencil 



# Digitability™



# Supplemental Materials



TechCrunch









# BANKABILITY & THE SOCIAL ECONOMY LEVEL 1: WORKPLACE CULTURE


## 1. GOALS MY INCOME GOALS: WARM UP ACTIVITY

**Directions:** Keep this page safe! After each lesson, mark down the date and the dollars you earned.




[Access the interactive Google Template Version.](#)


DATE	GOAL Income	DOLLARS EARNED:



**YES**



**No**







[Find All Bills Here](#)